



ANNUAL FINANCIAL REPORT • FISCAL YEAR 2023

# Jeff Davis County Board of Education Hazlehurst, Georgia

Including Independent Auditor's Report

Greg S. Griffin | State Auditor



**DOAA**  
Georgia Department  
of Audits & Accounts

# Jeff Davis County Board of Education

## Table of Contents

### Section I

#### Financial

Independent Auditor's Report

#### Exhibits

##### Basic Financial Statements

###### Government-Wide Financial Statements

A	Statement of Net Position	1
B	Statement of Activities	2

###### Fund Financial Statements

C	Balance Sheet	
	Governmental Funds	3
D	Reconciliation of the Governmental Funds Balance Sheet to the Statement of Net Position	4
E	Statement of Revenues, Expenditures and Changes in Fund Balances Governmental Funds	5
F	Reconciliation of the Governmental Funds Statement of Revenues, Expenditures and Changes in Fund Balances to the Statement of Activities	6
G	Notes to the Basic Financial Statements	7

#### Schedules

##### Required Supplementary Information

1	Schedule of Proportionate Share of the Net Pension Liability Teachers Retirement System of Georgia	33
2	Schedule of Contributions – Teachers Retirement System of Georgia	34
3	Schedule of Proportionate Share of the Net Pension Liability Public School Employees Retirement System of Georgia	35
4	Schedule of Proportionate Share of the Net OPEB Liability School OPEB Fund	36
5	Schedule of Contributions – School OPEB Fund	37
6	Notes to the Required Supplementary Information	38
7	Schedule of Revenues, Expenditures and Changes in Fund Balances - Budget and Actual General Fund	39

## **Supplementary Information**

8	Schedule of Expenditures of Federal Awards	40
9	Schedule of State Revenue	42
10	Schedule of Approved Local Option Sales Tax Projects	44

## **Section II**

### **Compliance and Internal Control Reports**

Independent Auditor's Report on Internal Control Over Financial Reporting and on Compliance and Other Matters Based on an Audit of Financial Statements Performed in Accordance with *Government Auditing Standards*

Independent Auditor's Report on Compliance for Each Major Federal Program and on Internal Control Over Compliance Required by the Uniform Guidance

## **Section III**

### **Auditee's Response to Prior Year Findings and Questioned Costs**

Summary Schedule of Prior Audit Findings

## **Section IV**

### **Findings and Questioned Costs**

Schedule of Findings and Questioned Costs

## **Section V**

### **Management's Corrective Action for Current Year Findings**

Schedule of Management's Corrective Action

**Section I**

**Financial**



## INDEPENDENT AUDITOR'S REPORT

The Honorable Brian P. Kemp, Governor of Georgia  
Members of the General Assembly of the State of Georgia  
Members of the State Board of Education  
and  
Dr. Chris Roppe, Superintendent and Members of the  
Jeff Davis County Board of Education

### Report on the Audit of the Financial Statements

#### *Opinions*

We have audited the accompanying financial statements of the governmental activities and each major fund of the Jeff Davis County Board of Education (School District) as of and for the year ended June 30, 2023, and the related notes to the financial statements, which collectively comprise the School District's basic financial statements as listed in the table of contents.

In our opinion, the financial statements referred to above present fairly, in all material respects, the respective financial position of the governmental activities and each major fund of the School District as of June 30, 2023, and the respective changes in financial position for the year then ended in accordance with accounting principles generally accepted in the United States of America.

#### *Basis for Opinions*

We conducted our audit in accordance with auditing standards generally accepted in the United States of America (GAAS) and the standards applicable to financial audits contained in *Government Auditing Standards* issued by the Comptroller General of the United States. Our responsibilities under those standards are further described in the Auditor's Responsibilities for the Audit of the Financial Statements section of our report.

We are required to be independent of the School District and to meet our other ethical responsibilities, in accordance with the relevant ethical requirements relating to our audit. We believe that the audit evidence we have obtained is sufficient and appropriate to provide a basis for our audit opinions.

#### *Responsibilities of Management for the Financial Statements*

Management is responsible for the preparation and fair presentation of the financial statements in accordance with accounting principles generally accepted in the United States of America, and for the design, implementation, and maintenance of internal control relevant to the preparation and fair presentation of financial statements that are free from material misstatement, whether due to fraud or error.

In preparing the financial statements, management is required to evaluate whether there are conditions or events, considered in the aggregate, that raise substantial doubt about the School District's ability to continue as a going concern for twelve months beyond the financial statement date, including any currently known information that may raise substantial doubt shortly thereafter.

### ***Auditor's Responsibilities for the Audit of the Financial Statements***

Our objectives are to obtain reasonable assurance about whether the financial statements as a whole are free from material misstatement, whether due to fraud or error, and to issue an auditor's report that includes our opinions. Reasonable assurance is a high level of assurance but is not absolute assurance and therefore is not a guarantee that an audit conducted in accordance with GAAS and *Government Auditing Standards* will always detect a material misstatement when it exists. The risk of not detecting a material misstatement resulting from fraud is higher than for one resulting from error, as fraud may involve collusion, forgery, intentional omissions, misrepresentations, or the override of internal control. Misstatements are considered material if there is a substantial likelihood that, individually or in the aggregate, they would influence the judgment made by a reasonable user based on the financial statements.

In performing an audit in accordance with GAAS and *Government Auditing Standards*, we:

- Exercise professional judgment and maintain professional skepticism throughout the audit.
- Identify and assess the risks of material misstatement of the financial statements, whether due to fraud or error, and design and perform audit procedures responsive to those risks. Such procedures include examining, on a test basis, evidence regarding the amounts and disclosures in the financial statements.
- Obtain an understanding of internal control relevant to the audit in order to design audit procedures that are appropriate in the circumstances, but not for the purpose of expressing an opinion on the effectiveness of the School District's internal control. Accordingly, no such opinion is expressed.
- Evaluate the appropriateness of accounting policies used and the reasonableness of significant accounting estimates made by management, as well as evaluate the overall presentation of the financial statements.
- Conclude whether, in our judgment, there are conditions or events, considered in the aggregate, that raise substantial doubt about the School District's ability to continue as a going concern for a reasonable period of time.

We are required to communicate with those charged with governance regarding, among other matters, the planned scope and timing of the audit, significant audit findings, and certain internal control related matters that we identified during the audit.

### ***Required Supplementary Information***

Management has omitted the Management's Discussion and Analysis that accounting principles generally accepted in the United States of America require to be presented to supplement the basic financial statements. Such missing information, although not a part of the basic financial statements, is required by the Governmental Accounting Standards Board who considers it to be an essential part of

financial reporting for placing the basic financial statements in an appropriate operational, economic, or historical context. Our opinions on the basic financial statements are not affected by this missing information.

Accounting principles generally accepted in the United States of America require that the required supplementary information listed in the table of contents be presented to supplement the basic financial statements. Such information is the responsibility of management and, although not a part of the basic financial statements, is required by the Governmental Accounting Standards Board who considers it to be an essential part of financial reporting for placing the basic financial statements in an appropriate operational, economic, or historical context. We have applied certain limited procedures to the required supplementary information in accordance with GAAS, which consisted of inquiries of management about the methods of preparing the information and comparing the information for consistency with management's responses to our inquiries, the basic financial statements, and other knowledge we obtained during our audit of the basic financial statements. We do not express an opinion or provide any assurance on the information because the limited procedures do not provide us with sufficient appropriate evidence to express an opinion or provide any assurance.

### ***Supplementary Information***

Our audit was conducted for the purpose of forming opinions on the financial statements that collectively comprise the School District's basic financial statements. The accompanying supplementary information, as listed in the table of contents, is presented for the purposes of additional analysis and is not a required part of the basic financial statements. The *Schedule of Expenditures of Federal Awards* is presented for purposes of additional analysis as required by Title 2 U.S. *Code of Federal Regulations* (CFR) Part 200, *Uniform Administrative Requirements, Cost Principles, and Audit Requirements for Federal Awards*, and is also not a required part of the basic financial statements.

The supplementary information is the responsibility of management and was derived from and relates directly to the underlying accounting and other records used to prepare the basic financial statements. Such information has been subjected to the auditing procedures applied in the audit of the basic financial statements and certain additional procedures, including comparing and reconciling such information directly to the underlying accounting and other records used to prepare the basic financial statements or to the basic financial statements themselves, and other additional procedures in accordance with GAAS. In our opinion, the information is fairly stated, in all material respects, in relation to the basic financial statements as a whole.

### ***Other Reporting Required by Government Auditing Standards***

In accordance with *Government Auditing Standards*, we have also issued our report dated October 29, 2024 on our consideration of the School District's internal control over financial reporting and on our tests of its compliance with certain provisions of laws, regulations, contracts, and grant agreements and other matters. The purpose of that report is solely to describe the scope of our testing of internal control over financial reporting and compliance and the results of that testing, and not to provide an opinion on the effectiveness of the School District's internal control over financial reporting or on compliance. That report is an integral part of an audit performed in accordance with *Government Auditing Standards* in considering the School District's internal control over financial reporting and compliance.

A copy of this report has been filed as a permanent record and made available to the press of the State, as provided for by Official Code of Georgia Annotated section 50-6-24.

Respectfully submitted,

A handwritten signature in black ink, appearing to read "Greg S. Griffin". The signature is written in a cursive style with a horizontal line at the end.

Greg S. Griffin  
State Auditor

October 29, 2024



**Jeff Davis County Board of Education**

JEFF DAVIS COUNTY BOARD OF EDUCATION  
STATEMENT OF NET POSITION  
JUNE 30, 2023

EXHIBIT "A"

	<u>GOVERNMENTAL ACTIVITIES</u>
<u>ASSETS</u>	
Cash and Cash Equivalents	\$ 16,471,252.31
Accounts Receivable, Net	
Taxes	627,545.06
State Government	3,802,764.99
Federal Government	3,745,172.27
Local	3,343.96
Inventories	77,000.37
Prepaid Items	118,450.00
Capital Assets, Non-Depreciable	1,418,580.46
Capital Assets, Depreciable (Net of Accumulated Depreciation)	50,435,969.91
Total Assets	<u>76,700,079.33</u>
 <u>DEFERRED OUTFLOWS OF RESOURCES</u>	
Related to Defined Benefit Pension Plan	19,216,481.50
Related to OPEB Plan	5,903,833.00
Total Deferred Outflows of Resources	<u>25,120,314.50</u>
 <u>LIABILITIES</u>	
Accounts Payable	777,193.57
Salaries and Benefits Payable	3,811,150.11
Payroll Withholdings Payable	159,257.95
Contracts Payable	252,422.19
Retainages Payable	13,488.05
Deposits and Unearned Revenues	1,177,688.08
Net Pension Liability	40,326,569.00
Net OPEB Liability	18,037,953.00
Long-Term Liabilities	
Due Within One Year	1,638,337.80
Due in More Than One Year	2,533,828.57
Total Liabilities	<u>68,727,888.32</u>
 <u>DEFERRED INFLOWS OF RESOURCES</u>	
Related to Defined Benefit Pension Plan	614,185.00
Related to OPEB Plan	11,169,149.00
Total Deferred Inflows of Resources	<u>11,783,334.00</u>
 <u>NET POSITION</u>	
Net Investment in Capital Assets	48,198,579.16
Restricted for	
Continuation of Federal Programs	2,178,192.49
Debt Service	1,241,100.00
Capital Projects	1,960,019.16
Unrestricted (Deficit)	<u>(32,268,719.30)</u>
Total Net Position	<u>\$ 21,309,171.51</u>

JEFF DAVIS COUNTY BOARD OF EDUCATION  
STATEMENT OF ACTIVITIES  
FOR THE YEAR ENDED JUNE 30, 2023

EXHIBIT "B"

	PROGRAM REVENUES				NET (EXPENSES)
EXPENSES	CHARGES FOR SERVICES	OPERATING GRANTS AND CONTRIBUTIONS	CAPITAL GRANTS AND CONTRIBUTIONS	REVENUES AND CHANGES IN NET POSITION	
<b>GOVERNMENTAL ACTIVITIES</b>					
Instruction	\$ 23,335,167.63	\$ 297,473.53	\$ 19,275,481.85	\$ 606,412.67	\$ (3,155,799.58)
Support Services					
Pupil Services	3,161,233.12	-	553,432.63	125,544.33	(2,482,256.16)
Improvement of Instructional Services	1,846,346.36	-	1,188,844.12	-	(657,502.24)
Educational Media Services	552,410.02	-	478,716.36	24,435.14	(49,258.52)
General Administration	771,635.02	-	873,508.62	4,492.05	106,365.65
School Administration	1,740,015.53	-	1,051,881.37	24,246.27	(663,887.89)
Business Administration	755,121.43	-	182,233.68	689.98	(572,197.77)
Maintenance and Operation of Plant	3,717,207.56	-	2,298,936.86	151,578.41	(1,266,692.29)
Student Transportation Services	2,189,280.28	-	707,444.82	7,311.92	(1,474,523.54)
Other Support Services	80,182.42	-	26,772.70	-	(53,409.72)
Operations of Non-Instructional Services					
Enterprise Operations	121,555.16	-	-	-	(121,555.16)
Community Services	-	13,598.59	-	-	13,598.59
Food Services	2,756,514.02	128,168.62	2,756,465.89	107,333.75	235,454.24
Interest on Long-Term Debt	157,061.59	-	-	-	(157,061.59)
<b>Total Governmental Activities</b>	<b>\$ 41,183,730.14</b>	<b>\$ 439,240.74</b>	<b>\$ 29,393,718.90</b>	<b>\$ 1,052,044.52</b>	<b>(10,298,725.98)</b>
<b>General Revenues</b>					
<b>Taxes</b>					
<b>Property Taxes</b>					
					6,724,966.11
<b>Sales Taxes</b>					
<b>Special Purpose Local Option Sales Tax</b>					
					2,663,228.98
<b>Other Sales Tax</b>					
					60,540.19
<b>Grants and Contributions not Restricted to Specific Programs</b>					
					3,655,391.00
<b>Investment Earnings</b>					
					287,307.89
<b>Miscellaneous</b>					
					2,163,852.20
					<u>15,555,286.37</u>
					5,256,560.39
					<u>16,052,611.12</u>
					<u>\$ 21,309,171.51</u>

JEFF DAVIS COUNTY BOARD OF EDUCATION  
BALANCE SHEET  
GOVERNMENTAL FUNDS  
JUNE 30, 2023

EXHIBIT "C"

	GENERAL FUND	CAPITAL PROJECTS FUND	DEBT SERVICE FUND	TOTAL
<u>ASSETS</u>				
Cash and Cash Equivalents	\$ 14,525,062.70	\$ 1,946,189.61	\$ -	\$ 16,471,252.31
Accounts Receivable, Net				
Taxes	417,091.44	210,453.62	-	627,545.06
State Government	2,758,032.39	1,044,732.60	-	3,802,764.99
Federal Government	3,745,172.27	-	-	3,745,172.27
Local	3,343.96	-	-	3,343.96
Inventories	77,000.37	-	-	77,000.37
Prepaid Items	-	118,450.00	-	118,450.00
	<u>21,525,703.13</u>	<u>3,319,825.83</u>	<u>-</u>	<u>24,845,528.96</u>
Total Assets	<u>\$ 21,525,703.13</u>	<u>\$ 3,319,825.83</u>	<u>\$ -</u>	<u>\$ 24,845,528.96</u>
<u>LIABILITIES</u>				
Accounts Payable	\$ 776,936.90	\$ 256.67	\$ -	\$ 777,193.57
Salaries and Benefits Payable	3,811,150.11	-	-	3,811,150.11
Payroll Withholdings Payable	159,257.95	-	-	159,257.95
Contracts Payable	-	252,422.19	-	252,422.19
Retainages Payable	-	13,488.05	-	13,488.05
Deposits and Unearned Revenues	1,177,688.08	-	-	1,177,688.08
	<u>5,925,033.04</u>	<u>266,166.91</u>	<u>-</u>	<u>6,191,199.95</u>
Total Liabilities	<u>5,925,033.04</u>	<u>266,166.91</u>	<u>-</u>	<u>6,191,199.95</u>
<u>DEFERRED INFLOWS OF RESOURCES</u>				
Unavailable Revenue - Property Taxes	279,120.66	-	-	279,120.66
Unavailable Revenue - State Funds	-	1,044,732.60	-	1,044,732.60
Unavailable Revenue - Federal Funds	236,535.24	-	-	236,535.24
	<u>515,655.90</u>	<u>1,044,732.60</u>	<u>-</u>	<u>1,560,388.50</u>
Total Deferred Inflows of Resources	<u>515,655.90</u>	<u>1,044,732.60</u>	<u>-</u>	<u>1,560,388.50</u>
<u>FUND BALANCES</u>				
Nonspendable	77,000.37	118,450.00	-	195,450.37
Restricted	2,101,192.12	1,890,476.32	-	3,991,668.44
Assigned	421,889.86	-	-	421,889.86
Unassigned	12,484,931.84	-	-	12,484,931.84
	<u>15,085,014.19</u>	<u>2,008,926.32</u>	<u>-</u>	<u>17,093,940.51</u>
Total Fund Balances	<u>15,085,014.19</u>	<u>2,008,926.32</u>	<u>-</u>	<u>17,093,940.51</u>
Total Liabilities, Deferred Inflows of Resources, and Fund Balances	<u>\$ 21,525,703.13</u>	<u>\$ 3,319,825.83</u>	<u>\$ -</u>	<u>\$ 24,845,528.96</u>

JEFF DAVIS COUNTY BOARD OF EDUCATION  
RECONCILIATION OF THE GOVERNMENTAL FUNDS BALANCE SHEET  
TO THE STATEMENT OF NET POSITION  
JUNE 30, 2023

EXHIBIT "D"

Total fund balances - governmental funds (Exhibit "C")	\$	17,093,940.51
Amounts reported for governmental activities in the Statement of Net Position are different because:		
Capital assets used in governmental activities are not financial resources and therefore are not reported in the funds.		
Land	\$ 1,052,606.90	
Construction in progress	365,973.56	
Buildings and improvements	64,608,801.84	
Equipment	9,280,278.61	
Land improvements	3,364,101.16	
Accumulated depreciation	<u>(26,817,211.70)</u>	51,854,550.37
Some liabilities are not due and payable in the current period and, therefore, are not reported in the funds.		
Net pension liability	\$ (40,326,569.00)	
Net OPEB liability	<u>(18,037,953.00)</u>	(58,364,522.00)
Deferred outflows and inflows of resources related to pensions/OPEB are applicable to future periods and, therefore, are not reported in the funds.		
Related to pension	\$ 18,602,296.50	
Related to OPEB	<u>(5,265,316.00)</u>	13,336,980.50
Taxes that are not available to pay for current period expenditures are deferred in the funds.		
		279,120.66
Revenues that are not available to pay for current period expenditures are deferred in the funds.		
Federal Funds	\$ 236,535.24	
Georgia State Finance and Investment Commission	<u>1,044,732.60</u>	1,281,267.84
Long-term liabilities, and related accrued interest, are not due and payable in the current period and therefore are not reported in the funds.		
Bonds payable	\$ (1,210,000.00)	
Financed purchase arrangement payable	(2,914,759.00)	
Unamortized bond premiums	<u>(47,407.37)</u>	<u>(4,172,166.37)</u>
Net position of governmental activities (Exhibit "A")	\$	<u><u>21,309,171.51</u></u>

JEFF DAVIS COUNTY BOARD OF EDUCATION  
STATEMENT OF REVENUES, EXPENDITURES AND CHANGES IN FUND BALANCES  
GOVERNMENTAL FUNDS  
YEAR ENDED JUNE 30, 2023

EXHIBIT "E"

	GENERAL FUND	CAPITAL PROJECTS FUND	DEBT SERVICE FUND	TOTAL
<u>REVENUES</u>				
Property Taxes	\$ 6,445,845.45	\$ -	\$ -	\$ 6,445,845.45
Sales Taxes	60,540.19	2,663,228.98	-	2,723,769.17
State Funds	24,523,636.63	-	-	24,523,636.63
Federal Funds	8,967,099.47	-	-	8,967,099.47
Charges for Services	439,240.74	-	-	439,240.74
Investment Earnings	244,457.38	42,850.51	-	287,307.89
Miscellaneous	2,088,822.20	13,130.00	-	2,101,952.20
Total Revenues	<u>42,769,642.06</u>	<u>2,719,209.49</u>	<u>-</u>	<u>45,488,851.55</u>
<u>EXPENDITURES</u>				
Current				
Instruction	21,835,567.69	-	-	21,835,567.69
Support Services				
Pupil Services	2,879,376.67	-	-	2,879,376.67
Improvement of Instructional Services	1,760,142.46	-	-	1,760,142.46
Educational Media Services	483,405.91	-	-	483,405.91
General Administration	773,270.75	-	-	773,270.75
School Administration	1,623,291.23	-	-	1,623,291.23
Business Administration	729,133.23	5,672.41	-	734,805.64
Maintenance and Operation of Plant	3,574,403.62	-	-	3,574,403.62
Student Transportation Services	2,845,573.31	-	-	2,845,573.31
Other Support Services	80,024.82	-	-	80,024.82
Enterprise Operations	121,555.16	-	-	121,555.16
Food Services Operation	2,665,027.68	-	-	2,665,027.68
Capital Outlay	110,903.88	1,829,705.47	-	1,940,609.35
Debt Services				
Principal	-	364,894.26	1,180,000.00	1,544,894.26
Dues and Fees	-	-	5,075.00	5,075.00
Interest	-	90,236.59	61,750.00	151,986.59
Total Expenditures	<u>39,481,676.41</u>	<u>2,290,508.73</u>	<u>1,246,825.00</u>	<u>43,019,010.14</u>
Revenues over (under) Expenditures	<u>3,287,965.65</u>	<u>428,700.76</u>	<u>(1,246,825.00)</u>	<u>2,469,841.41</u>
<u>OTHER FINANCING SOURCES (USES)</u>				
Transfers In	-	1,000,000.00	1,246,825.00	2,246,825.00
Transfers Out	(1,000,000.00)	(1,246,825.00)	-	(2,246,825.00)
Sale of Fixed Assets	-	61,900.00	-	61,900.00
Total Other Financing Sources (Uses)	<u>(1,000,000.00)</u>	<u>(184,925.00)</u>	<u>1,246,825.00</u>	<u>61,900.00</u>
Net Change in Fund Balances	2,287,965.65	243,775.76	-	2,531,741.41
Fund Balances - Beginning	<u>12,797,048.54</u>	<u>1,765,150.56</u>	<u>-</u>	<u>14,562,199.10</u>
Fund Balances - Ending	<u>\$ 15,085,014.19</u>	<u>\$ 2,008,926.32</u>	<u>\$ -</u>	<u>\$ 17,093,940.51</u>

JEFF DAVIS COUNTY BOARD OF EDUCATION  
 RECONCILIATION OF THE GOVERNMENTAL FUNDS STATEMENT OF  
 REVENUES, EXPENDITURES AND CHANGES IN FUND BALANCES  
 TO THE STATEMENT OF ACTIVITIES  
 JUNE 30, 2023

EXHIBIT "F"

Net change in fund balances total governmental funds (Exhibit "E")	\$	2,531,741.41
Amounts reported for governmental activities in the Statement of Activities are different because:		
<p>Governmental funds report capital outlays as expenditures. However, in the Statement of Activities, the cost of capital assets is allocated over their estimated useful lives as depreciation expense.</p>		
Capital outlay	\$ 2,963,538.42	
Depreciation expense	<u>(1,937,150.55)</u>	1,026,387.87
<p>Taxes reported in the Statement of Activities that do not provide current financial resources are not reported as revenues in the funds.</p>		
		279,120.66
<p>Georgia State Financing and Investment Commission grants reported in the funds are not reported as revenue in the Statement of Activities during the current period.</p>		
		1,044,732.60
<p>Federal funds reported in the Statement of Activities that do not provide current financial resources are not reported as revenues in the funds.</p>		
		(517,076.28)
<p>The issuance of long-term debt provides current financial resources to governmental funds, while the repayment of the principal of long-term debt consumes the current financial resources of governmental funds. Neither transaction, however, has any effect on net position. Also, governmental funds report the effect of premiums, discounts and the difference between the carrying value of refunded debt and the acquisition cost of refunded debt when debt is first issued. These amounts are deferred and amortized in the Statement of Activities.</p>		
Financed purchase arrangement payments	\$ 364,894.26	
Bond principal retirements	1,180,000.00	
Amortization of bond premium	<u>47,407.37</u>	1,592,301.63
<p>District pension/OPEB contributions are reported as expenditures in the governmental funds when made. However, they are reported as deferred outflows of resources in the Statement of Net Position because the reported net pension/OPEB liability is measured a year before the District's report date. Pension/OPEB expense, which is the change in the net pension/OPEB liability adjusted for changes in deferred outflows and inflows of resources related to pensions/OPEB, is reported in the Statement of Activities.</p>		
Pension expense	\$ (2,190,791.50)	
OPEB expense	<u>1,490,144.00</u>	<u>(700,647.50)</u>
Change in net position of governmental activities (Exhibit "B")	\$	<u><u>5,256,560.39</u></u>

## NOTE 1: DESCRIPTION OF SCHOOL DISTRICT AND REPORTING ENTITY

### Reporting Entity

The Jeff Davis County Board of Education (School District) was established under the laws of the State of Georgia and operates under the guidance of a board elected by the voters and a Superintendent appointed by the Board. The School District is organized as a separate legal entity and has the power to levy taxes and issue bonds. Its budget is not subject to approval by any other entity. Accordingly, the School District is a primary government and consists of all the organizations that compose its legal entity.

## NOTE 2: SUMMARY OF SIGNIFICANT ACCOUNTING POLICIES

The accompanying financial statements of the School District have been prepared in conformity with generally accepted accounting principles (GAAP) as prescribed by the Governmental Accounting Standards Board (GASB). GASB is the accepted standard-setting body for governmental accounting and financial reporting principles. The most significant of the School District's accounting policies are described below.

### Basis of Presentation

The School District's basic financial statements are collectively comprised of the government-wide financial statements, fund financial statements and notes to the basic financial statements. The government-wide statements focus on the School District as a whole, while the fund financial statements focus on major funds. Each presentation provides valuable information that can be analyzed and compared between years and between governments to enhance the information's usefulness.

#### *Government-Wide Statements:*

The Statement of Net Position and the Statement of Activities display information about the financial activities of the overall School District. Eliminations have been made to minimize the double counting of internal activities. Governmental activities generally are financed through taxes, intergovernmental revenues, and other nonexchange transactions.

The Statement of Net Position presents the School District's assets, deferred outflows of resources, deferred inflows of resources and liabilities, with the difference reported as net position. Net position is reported in three categories as follows:

1. **Net investment in capital assets** consists of the School District's total investment in capital assets, net of accumulated depreciation, and reduced by outstanding debt obligations related to those capital assets. To the extent debt has been incurred but not yet expended for capital assets, such amounts are not included as a component of net investment in capital assets.
2. **Restricted net position** consists of resources for which the School District is legally or contractually obligated to spend in accordance with restrictions imposed by external third parties or imposed by law through constitutional provisions or enabling legislation.
3. **Unrestricted net position** consists of resources not meeting the definition of the two preceding categories. Unrestricted net position often has constraints on resources imposed by management which can be removed or modified.

The Statement of Activities presents a comparison between direct expenses and program revenues for each function of the School District's governmental activities.



JEFF DAVIS COUNTY BOARD OF EDUCATION  
NOTES TO THE BASIC FINANCIAL STATEMENTS  
JUNE 30, 2023

EXHIBIT "G"

Direct expenses are those that are specifically associated with a program or function and, therefore, are clearly identifiable to a particular function. Indirect expenses (expenses of the School District related to the administration and support of the School District's programs, such as office and maintenance personnel and accounting) are not allocated to programs.

Program revenues include (a) charges paid by the recipients of goods or services offered by the programs and (b) grants and contributions that are restricted to meeting the operational or capital requirements of a particular program. Revenues that are not classified as program revenues, including all taxes, are presented as general revenues.

### *Fund Financial Statements*

The fund financial statements provide information about the School District's funds. Eliminations have been made to minimize the double counting of internal activities. The emphasis of fund financial statements is on major governmental funds, each displayed in a separate column.

The School District reports the following major governmental funds:

- The general fund is the School District's primary operating fund. It accounts for and reports all financial resources not accounted for and reported in another fund.
- The capital projects fund accounts for and reports financial resources including Education Special Purpose Local Option Sales Tax (ESPLOST) that are restricted, committed or assigned for capital outlay expenditures, including the acquisition or construction of capital facilities and other capital assets.
- The debt service fund accounts for and reports financial resources that are restricted, committed, or assigned including taxes (sales) legally restricted for the payment of general long-term principal and interest.

### **Basis of Accounting**

The basis of accounting determines when transactions are reported on the financial statements. The government-wide financial statements are reported using the economic resources measurement focus and the accrual basis of accounting. Revenues are recorded when earned and expenses are recorded at the time liabilities are incurred, regardless of when the related cash flows take place. Nonexchange transactions, in which the School District gives (or receives) value without directly receiving (or giving) equal value in exchange, include property taxes, sales taxes, grants and donations. On an accrual basis, revenue from property taxes is recognized in the fiscal year for which the taxes are levied. Revenue from sales taxes is recognized in the fiscal year in which the underlying transaction (sale) takes place. Revenue from grants and donations is recognized in the fiscal year in which all eligibility requirements have been satisfied.

The School District uses funds to report on its financial position and the results of its operations. Fund accounting is designed to demonstrate legal compliance and to aid financial management by segregating transactions related to certain governmental functions or activities. A fund is a separate accounting entity with a self-balancing set of accounts.

Governmental funds are reported using the current financial resources measurement focus and the modified accrual basis of accounting. Under this method, revenues are recognized when measurable and available. The School District considers certain revenues reported in the governmental funds to be available if they are collected within 60 days after year-end. The School District considers all

JEFF DAVIS COUNTY BOARD OF EDUCATION  
NOTES TO THE BASIC FINANCIAL STATEMENTS  
JUNE 30, 2023

EXHIBIT "G"

intergovernmental revenues to be available if they are collected within 120 days after year-end. Property taxes, sales taxes and interest are considered to be susceptible to accrual. Expenditures are recorded when the related fund liability is incurred, except for principal and interest on general long-term debt, which are recognized as expenditures to the extent they have matured. Capital asset acquisitions are reported as expenditures in governmental funds. Proceeds of general long-term liabilities and acquisitions under financed purchases are reported as other financing sources.

The School District funds certain programs by a combination of specific cost-reimbursement grants, categorical grants, and general revenues. Thus, when program costs are incurred, there are both restricted and unrestricted resources available to finance the program. It is the School District's policy to first apply grant resources to such programs, followed by cost-reimbursement grants, then general revenues.

### New Accounting Pronouncements

In fiscal year 2023, the School District adopted Governmental Accounting Standards Board (GASB) Statement No. 96, *Subscription-Based Information Technology Arrangements*. This statement defines subscription-based information technology arrangements and provides uniform guidance for accounting and financial reporting for transactions that meet that definition. Under this statement, a government is required to recognize a subscription liability and an intangible right-to-use asset for contracts that meet the definition of a subscription-based information technology arrangement. The adoption of this statement did not have a material impact on the School District's financial statements.

### Cash and Cash Equivalents

Cash and cash equivalents consist of cash on hand, demand deposits, investments in the State of Georgia local government investment pool (Georgia Fund 1) and short-term investments with original maturities of three months or less from the date of acquisition in authorized financial institutions. Official Code of Georgia Annotated (O.C.G.A.) §45-8-14 authorizes the School District to deposit its funds in one or more solvent banks, insured Federal savings and loan associations or insured chartered building and loan associations.

### Receivables

Receivables consist of amounts due from property and sales taxes, grant reimbursements due on Federal, State or other grants for expenditures made but not reimbursed and other receivables disclosed from information available. Receivables are recorded when either the asset or revenue recognition criteria has been met. Receivables recorded on the basic financial statements do not include any amounts which would necessitate the need for an allowance for uncollectible receivables.

### Inventories

#### *Food Inventories*

On the basic financial statements, inventories of donated food commodities used in the preparation of meals are reported at their Federally assigned value and purchased foods inventories are reported at cost (calculated on the first-in, first-out basis). The School District uses the consumption method to account for inventories whereby donated food commodities are recorded as an asset and as revenue when received, and expenses/expenditures are recorded as the inventory items are used. Purchased foods are recorded as an asset when purchased and expenses/expenditures are recorded as the inventory items are used.

**JEFF DAVIS COUNTY BOARD OF EDUCATION  
NOTES TO THE BASIC FINANCIAL STATEMENTS  
JUNE 30, 2023**

**EXHIBIT "G"**

**Prepaid Items**

Payments made to vendors for services that will benefit future accounting periods are recorded as prepaid items, in both the government-wide and governmental fund financial statements.

**Capital Assets**

On the government-wide financial statements, capital assets are recorded at cost where historical records are available and at estimated historical cost based on appraisals or deflated current replacement cost where no historical records exist. Donated capital assets are recorded at the acquisition value on the date donated. The cost of normal maintenance and repairs that do not add to the value of assets or materially extend the useful lives of the assets is not capitalized. The School District does not capitalize book collections or works of art.

Capital acquisition and construction are recorded as expenditures in the governmental fund financial statements at the time of purchase (including ancillary charges), and the related assets are reported as capital assets in the governmental activities column in the government-wide financial statements.

Depreciation is computed using the straight-line for all assets, except land, and is used to allocate the actual or estimated historical cost of capital assets over estimated useful lives.

Capitalization thresholds and estimated useful lives of capital assets reported in the government-wide statements are as follows:

	Capitalization Policy	Estimated Useful Life
Land	Any Amount	N/A
Land Improvements	\$ 5,000.00	\$ 15 to 80 years
Buildings and Improvements	\$ 25,000.00	\$ Up to 80 years
Equipment	\$ 5,000.00	\$ 5 to 50 years
Intangible Assets	\$ 10,000.00	\$ 10 to 20 years
Computer Software	\$ 50,000.00	\$ 10 to 20 years

**Deferred Outflows/Inflows of Resources**

In addition to assets, the statement of financial position will report a separate section for deferred outflows of resources. This separate financial statement element represents a consumption of resources that applies to a future period(s) and therefore will not be recognized as an outflow of resources (expense/expenditure) until then.

In addition to liabilities, the statement of financial position will report a separate section for deferred inflows of resources. This separate financial statement element represents an acquisition of resources that applies to a future period(s) and therefore will not be recognized as an inflow of resources (revenue) until that time.

**Long-Term Liabilities and Bond Discounts/Premiums**

In the School District’s government-wide financial statements, outstanding debt is reported as liabilities. Bond premiums and discounts and the difference between the reacquisition price and the net carrying value of refunded debt are deferred and amortized over the life of the bonds using the straight-

JEFF DAVIS COUNTY BOARD OF EDUCATION  
NOTES TO THE BASIC FINANCIAL STATEMENTS  
JUNE 30, 2023

EXHIBIT "G"

line method. To conform to generally accepted accounting principles, bond premiums and discounts should be amortized using the effective interest method. The effect of this deviation is deemed to be immaterial to the fair presentation of the basic financial statements. Bond issuance costs are recognized as an outflow of resources in the fiscal year in which the bonds are issued.

In the governmental fund financial statements, the School District recognizes the proceeds of debt and premiums as other financing sources of the current period. Bond issuance costs are reported as debt service expenditures.

### Pensions

For purposes of measuring the net pension liability, deferred outflows of resources and deferred inflows of resources related to pensions, and pension expense, information about the pension plan's fiduciary net position and additions to/deductions from the plan's fiduciary net position have been determined on the same basis as they are reported by the plan. For this purpose, benefit payments (including refunds of employee contributions) are recognized when due and payable in accordance with the benefit terms. Investments are reported at fair value.

### Post-Employment Benefits Other Than Pensions (OPEB)

For purposes of measuring the net OPEB liability, deferred outflows of resources and deferred inflows of resources related to OPEB, and OPEB expense, information about the fiduciary net position of the Georgia School Employees Post-Employment Benefit Fund (School OPEB Fund) and additions to/deductions from School OPEB Fund fiduciary net position have been determined on the same basis as they are reported by School OPEB Fund. For this purpose, benefit payments are recognized when due and payable in accordance with the benefit terms. Investments are reported at fair value.

### Fund Balances

Fund balance for governmental funds is reported in classifications that comprise a hierarchy based primarily on the extent to which the government is bound to honor constraints on the specific purposes for which amounts in those funds can be spent.

The School District's fund balances are classified as follows:

**Nonspendable** consists of resources that cannot be spent either because they are in a nonspendable form or because they are legally or contractually required to be maintained intact.

**Restricted** consists of resources that can be used only for specific purposes pursuant constraints either (1) externally imposed by creditors, grantors, contributors, or laws and regulations of other governments or (2) imposed by law through constitutional provisions or enabling legislation.

**Committed** consists of resources that can be used only for specific purposes pursuant to constraints imposed by formal action of the Board. The Board is the School District's highest level of decision-making authority, and the formal action that is required to be taken to establish, modify, or rescind a fund balance commitment is a resolution approved by the Board. Committed fund balance also should incorporate contractual obligations to the extent that existing resources in the fund have been specifically committed for use in satisfying those contractual requirements.

**Assigned** consists of resources constrained by the School District's intent to be used for specific purposes but are neither restricted nor committed. The intent should be expressed by (1) the Board or (2) the budget or finance committee, or the Superintendent, or designee, to assign amounts to be used for specific purposes.

JEFF DAVIS COUNTY BOARD OF EDUCATION  
NOTES TO THE BASIC FINANCIAL STATEMENTS  
JUNE 30, 2023

EXHIBIT "G"

**Unassigned** consists of resources within the general fund not meeting the definition of any aforementioned category. The general fund should be the only fund that reports a positive unassigned fund balance amount. In other governmental funds, it may be necessary to report a negative unassigned fund balance.

### Use of Estimates

The preparation of the financial statements in conformity with accounting principles generally accepted in the United States requires management to make estimates and assumptions that affect the amounts reported in the financial statements and accompanying notes. Actual results may differ from those estimates.

### Property Taxes

The Jeff Davis County Board of Commissioners adopted the property tax levy for the 2022 tax digest year (calendar year) on September 22, 2022 (levy date) based on property values as of January 1, 2022. Taxes were due on December 20, 2022 (lien date). Taxes collected within the current fiscal year or within 60 days after year-end on the 2022 tax digest are reported as revenue in the governmental funds for fiscal year 2023. The Jeff Davis County Tax Commissioner bills and collects the property taxes for the School District, withholds 2.5% of taxes collected as a fee for tax collection and remits the balance of taxes collected to the School District. Property tax revenues, at the fund reporting level, during the fiscal year ended June 30, 2023, for maintenance and operations amounted to \$5,569,804.17.

The tax millage rate levied for the 2022 tax digest year (calendar year) for the School District was as follows (a mill equals \$1 per thousand dollars of assessed value):

School Operations	<u>14.00</u> mills
-------------------	--------------------

Additionally, Title Ad Valorem Tax revenues, at the fund reporting level, amounted to \$876,041.28 during fiscal year ended June 30, 2023.

### Sales Taxes

Education Special Purpose Local Option Sales Tax (ESPLOST), at the fund reporting level, during the year amounted to \$2,663,228.98 and is to be used for capital outlay for educational purposes or debt service. This sales tax was authorized by local referendum and the sales tax must be re-authorized at least every five years.

### **NOTE 3: BUDGETARY DATA**

The budget is a complete financial plan for the School District's fiscal year and is based upon careful estimates of expenditures together with probable funding sources. The budget is legally adopted each year for the general fund. There is no statutory prohibition regarding over expenditure of the budget at any level. The budget for all governmental funds, except the various school activity (principal) accounts, is prepared and adopted by fund and function. The legal level of budgetary control was established by the Board at the aggregate function level. The budget for the general fund was prepared in accordance with accounting principles generally accepted in the United States of America.

JEFF DAVIS COUNTY BOARD OF EDUCATION  
NOTES TO THE BASIC FINANCIAL STATEMENTS  
JUNE 30, 2023

EXHIBIT "G"

The budgetary process begins with the School District's administration presenting an initial budget for the Board's review. The administration makes revisions as necessary based on the Board's guidelines, and a tentative budget is approved. After approval of this tentative budget by the Board, such budget is advertised at least once in a newspaper of general circulation in the locality, as well as the School District's website. At the next regularly scheduled meeting of the Board after advertisement, the Board receives comments on the tentative budget, makes revisions as necessary and adopts a final budget. The approved budget is then submitted, in accordance with provisions of O.C.G.A. §20-2-167(c), to the Georgia Department of Education. The Board may increase or decrease the budget at any time during the year. All unexpended budget authority lapses at fiscal year-end.

See the General Fund Schedule of Revenues, Expenditures and Changes in Fund Balances – Budget to Actual in the Supplementary Information Section for a detail of any over/under expenditures during the fiscal year under review.

**NOTE 4: DEPOSITS AND CASH EQUIVALENTS**

**Collateralization of Deposits**

O.C.G.A. §45-8-12 provides that there shall not be on deposit at any time in any depository for a time longer than ten days a sum of money which has not been secured by surety bond, by guarantee of insurance, or by collateral. The aggregate of the face value of such surety bond and the market value of securities pledged shall be equal to not less than 110% of the public funds being secured after the deduction of the amount of deposit insurance. If a depository elects the pooled method (O.C.G.A. §45-8-13.1) the aggregate of the market value of the securities pledged to secure a pool of public funds shall be not less than 110% of the daily pool balance.

Acceptable security for deposits consists of any one of or any combination of the following:

- (1) Surety bond signed by a surety company duly qualified and authorized to transact business within the State of Georgia,
- (2) Insurance on accounts provided by the Federal Deposit Insurance Corporation,
- (3) Bonds, bills, notes, certificates of indebtedness or other direct obligations of the United States or of the State of Georgia,
- (4) Bonds, bills, notes, certificates of indebtedness or other obligations of the counties or municipalities of the State of Georgia,
- (5) Bonds of any public authority created by the laws of the State of Georgia, providing that the statute that created the authority authorized the use of the bonds for this purpose,
- (6) Industrial revenue bonds and bonds of development authorities created by the laws of the State of Georgia, and
- (7) Bonds, bills, notes, certificates of indebtedness, or other obligations of a subsidiary corporation of the United States government, which are fully guaranteed by the United States government both as to principal and interest or debt obligations issued by or securities guaranteed by the Federal Land Bank, the Federal Home Loan Bank, the Federal Intermediate Credit Bank, the Central Bank for Cooperatives, the Farm Credit Banks, the Federal Home Loan Mortgage Association, and the Federal National Mortgage Association.

JEFF DAVIS COUNTY BOARD OF EDUCATION  
NOTES TO THE BASIC FINANCIAL STATEMENTS  
JUNE 30, 2023

EXHIBIT "G"

### Categorization of Deposits

Custodial credit risk is the risk that in the event of a bank failure, the School District's deposits may not be returned to it. The School District does not have a deposit policy for custodial credit risk. At June 30, 2023, the School District had deposits with a carrying amount of \$7,892,540.02, and a bank balance of \$8,427,988.33. The bank balances insured by Federal depository insurance were \$696,635.49 and the bank balances collateralized with securities held by the pledging financial institution's trust department or agent in the School District's name were \$7,731,352.84.

Reconciliation of cash and cash equivalents balances to carrying value of deposits:

Cash and cash equivalents	
Statement of Net Position	\$ 16,471,252.31
Less:	
Investment pools reported as cash and cash equivalents	
Georgia Fund 1	<u>8,578,712.29</u>
Total carrying value of deposits - June 30, 2023	<u>\$ 7,892,540.02</u>

### Categorization of Cash Equivalents

The School District reported cash equivalents of \$8,578,712.29 in Georgia Fund 1, a local government investment pool, which is included in the cash balances above. Georgia Fund 1 is not registered with the SEC as an investment company and does not operate in a manner consistent with the SEC's Rule 2a-7 of the Investment Company Act of 1940. The investment is valued at the pool's share price, \$1.00 per share, which approximates fair value. The pool is an AAAs rated investment pool by Fitch. The weighted average maturity of Georgia Fund 1 may not exceed 60 days. The weighted average maturity for Georgia Fund 1 on June 30, 2023 was 28 days.

Georgia Fund 1, administered by the State of Georgia, Office of the State Treasurer, is not required to be categorized since the School District did not own any specific identifiable securities in the pool. The investment policy of the State of Georgia, Office of the State Treasurer for the Georgia Fund 1, does not provide for investment in derivatives or similar investments. Additional information on the Georgia Fund 1 is disclosed in the State of Georgia Annual Comprehensive Financial Report, which is publicly available at <https://sao.georgia.gov/statewide-reporting/acfr>.

JEFF DAVIS COUNTY BOARD OF EDUCATION  
 NOTES TO THE BASIC FINANCIAL STATEMENTS  
 JUNE 30, 2023

EXHIBIT "G"

**NOTE 5: CAPITAL ASSETS**

The following is a summary of changes in the capital assets for governmental activities during the fiscal year:

	<u>Balances</u>		<u>Increases</u>		<u>Balances</u>
	<u>July 1, 2022</u>			<u>Decreases</u>	<u>June 30, 2023</u>
Governmental Activities					
Capital Assets,					
Not Being Depreciated:					
Land	\$ 941,703.02	\$ 110,903.88	\$ -		\$ 1,052,606.90
Construction in Progress	<u>1,047,521.68</u>	<u>1,868,720.92</u>	<u>2,550,269.04</u>		<u>365,973.56</u>
 Total Capital Assets					
Not Being Depreciated	<u>1,989,224.70</u>	<u>1,979,624.80</u>	<u>2,550,269.04</u>		<u>1,418,580.46</u>
 Capital Assets,					
Being Depreciated					
Buildings and Improvements	62,084,152.80	2,524,649.04	-		64,608,801.84
Equipment	9,472,291.04	1,009,533.62	1,201,546.05		9,280,278.61
Land Improvements	3,364,101.16	-	-		3,364,101.16
 Less Accumulated					
Depreciation:					
Buildings and Improvements	17,427,846.58	1,240,064.84	-		18,667,911.42
Equipment	6,406,730.75	584,345.69	1,201,546.05		5,789,530.39
Land Improvements	<u>2,247,029.87</u>	<u>112,740.02</u>	<u>-</u>		<u>2,359,769.89</u>
 Total Capital Assets,					
Being Depreciated, Net	<u>48,838,937.80</u>	<u>1,597,032.11</u>	<u>-</u>		<u>50,435,969.91</u>
 Governmental Activities					
Capital Assets - Net	<u>\$ 50,828,162.50</u>	<u>\$ 3,576,656.91</u>	<u>\$ 2,550,269.04</u>		<u>\$ 51,854,550.37</u>



JEFF DAVIS COUNTY BOARD OF EDUCATION  
 NOTES TO THE BASIC FINANCIAL STATEMENTS  
 JUNE 30, 2023

EXHIBIT "G"

Current year depreciation expense by function is as follows:

Instruction		\$ 981,828.18
Support Services		
Pupil Services	\$ 182,102.94	
Educational Media Services	43,629.93	
General Administration	8,020.74	
School Administration	43,292.70	
Business Administration	1,231.99	
Maintenance and Operation of Plant	219,865.56	
Student Transportation Services	314,082.15	812,226.01
Food Services		143,096.36
		\$ 1,937,150.55

**NOTE 6: INTERFUND TRANSFERS**

Interfund transfers for the year ended June 30, 2023, consisted of the following:

Transfers to	Transfers From		
	General Fund	Capital Projects Fund	Total
Capital Projects Fund	\$ 1,000,000.00	\$ -	\$ 1,000,000.00
Debt Service fund	-	1,246,825.00	1,246,825.00
Total	\$ 1,000,000.00	\$ 1,246,825.00	\$ 2,246,825.00

Transfers are used to move property tax revenues collected by the general fund to the capital projects fund as a supplemental funding source for capital outlay expenditures. Transfers are also used to move Education Special Purpose Local Option Sales Tax (ESPLOST) revenues collected by the capital projects fund to the debt service fund for payment of debt service associated with the ESPLOST referendum.

**JEFF DAVIS COUNTY BOARD OF EDUCATION  
NOTES TO THE BASIC FINANCIAL STATEMENTS  
JUNE 30, 2023**

**EXHIBIT "G"**

**NOTE 7: LONG-TERM LIABILITIES**

The changes in long-term liabilities during the fiscal year for governmental activities were as follows:

	Governmental Activities				
	Balance July 1, 2022	Additions	Deductions	Balance June 30, 2023	Due Within One Year
General Obligation (G.O.) Bonds \$	2,390,000.00	-	\$ 1,180,000.00	\$ 1,210,000.00	\$ 1,210,000.00
Unamortized Bond Premiums	94,814.74	-	47,407.37	47,407.37	47,407.37
Financed Purchases	3,279,653.26	-	364,894.26	2,914,759.00	380,930.43
	<u>\$ 5,764,468.00</u>	<u>-</u>	<u>\$ 1,592,301.63</u>	<u>\$ 4,172,166.37</u>	<u>\$ 1,638,337.80</u>

**General Obligation Bonds**

The School District's bonded debt consists of general obligation bonds that are generally noncallable with interest payable semiannually. Bond proceeds primarily pay for acquiring or constructing capital facilities. The School District repays general obligation bonds from voter-approved sales taxes. General obligation bonds are direct obligations and pledge the full faith and credit of the School District.

The School District had no unused line of credit or outstanding notes from direct borrowings and direct placements related to governmental activities as of June 30, 2023. In the event the entity is unable to make the principal and interest payments using proceeds from the Education Special Purpose Local Option Sales Tax (ESPLOST), the debt will be satisfied from a direct annual ad valorem tax levied upon all taxable property within the School District. Additional security is provided by the State of Georgia Intercept Program which allows for state appropriations entitled to the School District to be transferred to the Debt Service Account Custodian for the payment of debt.

On May 24, 2022, the voters of Jeff Davis County approved an ESPLOST referendum that authorized the issuance of \$27,000,000.00 in general obligation bonds. Of the total amount originally authorized, \$27,000,000.00 was unissued as of June 30, 2023.

General obligation bonds currently outstanding are as follows:

Description	Interest Rates	Issue Dates	Maturity Dates	Amount Issued	Amount Outstanding
General Government - Series 2013	3.00%	7/24/2013	12/1/2023	\$ 4,770,000.00	\$ 690,000.00
General Government - Series 2018	3.00 - 4.00%	12/27/2018	12/1/2023	2,500,000.00	520,000.00
				<u>\$ 7,270,000.00</u>	<u>\$ 1,210,000.00</u>

JEFF DAVIS COUNTY BOARD OF EDUCATION  
NOTES TO THE BASIC FINANCIAL STATEMENTS  
JUNE 30, 2023

EXHIBIT "G"

The following schedule details debt service requirements to maturity for the School District's total general obligation bonds payable:

Fiscal Year Ended June 30:	General Obligation Debt		Unamortized
	Principal	Interest	Bond Premium
2024	\$ 1,210,000.00	\$ 31,100.00	\$ 47,407.37

**Obligations Under Financed Purchases**

An energy efficiency agreement dated August 14, 2014 was executed by and between the School District and Bank of America. The agreement authorized the borrowing of \$5,417,747.42 for the purchase of energy efficiency equipment, machinery, supplies, building modifications and other energy saving items. Payments of the agreement shall be made from the School District's capital project fund.

The School District's outstanding obligations from an energy efficiency agreement related to governmental activities of \$2,914,759.00 contain a provision that in an event of default, Bank of America has the option of declaring outstanding amounts immediately due and payable or they may take possession of project, equipment, machinery or supplies.

The following assets were acquired through financed purchases and are reflected in the capital asset note at fiscal year-end:

	Governmental Activities
Buildings and Improvements	\$ 5,388,740.00
Less: Accumulated Depreciation	1,832,171.69
	\$ 3,556,568.31

Financed purchases currently outstanding are as follows:

Purpose	Interest Rate	Issue Date	Maturity Date	Amount Issued	Amount Outstanding
ABM Building Solutions	2.87%	8/14/2014	3/20/2030	\$ 5,417,747.42	\$ 2,914,759.00

**JEFF DAVIS COUNTY BOARD OF EDUCATION  
NOTES TO THE BASIC FINANCIAL STATEMENTS  
JUNE 30, 2023**

**EXHIBIT "G"**

The following is a schedule of total finance purchase payments:

Fiscal Year Ended June 30:	Principal	Interest
2024	\$ 380,930.43	\$ 79,593.00
2025	397,593.53	68,482.44
2026	414,906.69	56,886.76
2027	432,896.85	44,786.94
2028	451,589.65	32,163.29
2029 - 2030	836,841.85	24,257.67
Total Principal and Interest	\$ 2,914,759.00	\$ 306,170.10

**NOTE 8: RISK MANAGEMENT**

**Insurance**

The School District is exposed to various risks of loss related to torts; theft of, damage to and destruction of assets; errors or omissions; job related illness or injuries to employees; and natural disasters.

***Georgia School Boards Association Risk Management Fund***

The School District participates in the Georgia School Boards Association Risk Management Fund (the Fund), a public entity risk pool organized on August 1, 1994, to develop and administer a plan to reduce risk of loss on account of general liability, motor vehicle liability, errors and omissions liability, cyber risk and property damage, including safety engineering and other loss prevention and control techniques, and to administer the Fund including the processing and defense of claims brought against members of the Fund. The School District pays an annual contribution to the Fund for coverage. Reinsurance is provided to the Fund through agreements by the Fund with insurance companies according to their specialty for property (including coverage for flood and earthquake), machinery breakdown, general liability, errors and omissions, crime, cyber risk and automobile risks. Reinsurance limits and retentions vary by line of coverage.

**Workers' Compensation**

***Georgia School Boards Association Workers' Compensation Fund***

The School District participates in the Georgia School Boards Association Workers' Compensation Fund (the Fund), a public entity risk pool organized on July 1, 1992, to develop, implement, and administer a program to reduce the risk of loss from employee accidents. The School District pays an annual contribution to the Fund for coverage. The Fund provides statutory limits of coverage for Workers' Compensation coverage and a \$2,000,000 limit per occurrence for Employers' Liability coverage. Excess insurance coverage is provided through an agreement between the Fund and the Safety National Casualty Corporation to limit the Fund's exposure to large losses.

JEFF DAVIS COUNTY BOARD OF EDUCATION  
 NOTES TO THE BASIC FINANCIAL STATEMENTS  
 JUNE 30, 2023

EXHIBIT "G"

**Unemployment Compensation**

The School District is self-insured with regard to unemployment compensation claims. The School District accounts for claims within the general fund with expenses/expenditures and liability being reported when it is probable that a loss has occurred, and the amount of that loss can be reasonably estimated. There have been no claims paid during the last two fiscal years.

**Surety Bond**

The School District purchased a surety bond to provide additional insurance coverage as follows:

Position Covered	Amount
Superintendent	\$ 25,000.00

**NOTE 9: FUND BALANCE CLASSIFICATION DETAILS**

The School District's financial statements include the following amounts presented in the aggregate at June 30, 2023:

Nonspendable		
Inventories	\$ 77,000.37	
Prepaid Assets	118,450.00	\$ 195,450.37
<hr style="width: 50%; margin-left: 0;"/>		
Restricted		
Continuation of Federal Programs	\$ 2,101,192.12	
Capital Projects	649,376.32	
Debt Service	1,241,100.00	3,991,668.44
<hr style="width: 50%; margin-left: 0;"/>		
Assigned		
School Activity Accounts		421,889.86
Unassigned		<u>12,484,931.84</u>
Fund Balance, June 30, 2023		<u>\$ 17,093,940.51</u>

When multiple categories of fund balance are available for an expenditure, the School District will start with the most restricted category and spend those funds first before moving down to the next category with available funds.

**NOTE 10: SIGNIFICANT CONTINGENT LIABILITIES**

**Federal Grants**

Amounts received or receivable principally from the Federal government are subject to audit and review by grantor agencies. This could result in requests for reimbursement to the grantor agency for any costs which are disallowed under grant terms. Any disallowances resulting from the grantor audit may become a liability of the School District. However, the School District believes that such disallowances, if any, will be immaterial to its overall financial position.

**NOTE 11: OTHER POST-EMPLOYMENT BENEFITS (OPEB)**

**Georgia School Personnel Post-Employment Health Benefit Fund**

**Plan Description:** Certified teachers and non-certified public school employees of the School District as defined in §20-2-875 of the Official Code of Georgia Annotated (O.C.G.A.) are provided OPEB through the School OPEB Fund - a cost-sharing multiple-employer defined benefit post-employment healthcare plan, reported as an employee trust fund and administered by a Board of Community Health (Board). Title 20 of the O.C.G.A. assigns the authority to establish and amend the benefit terms of the group health plan to the Board.

**Benefits Provided:** The School OPEB Fund provides healthcare benefits for retirees and their dependents due under the group health plan for public school teachers, including librarians, other certified employees of public schools, regional educational service agencies and non-certified public school employees. Retiree medical eligibility is attained when an employee retires and is immediately eligible to draw a retirement annuity from Employees' Retirement System (ERS), Georgia Judicial Retirement System (JRS), Legislative Retirement System (LRS), Teachers Retirement System (TRS) or Public School Employees Retirement System (PSERS). If elected, dependent coverage starts on the same day as retiree coverage. Medicare-eligible retirees are offered Standard and Premium Medicare Advantage plan options. Non-Medicare eligible retiree plan options include Health Reimbursement Arrangement (HRA), Health Maintenance Organization (HMO) and a High Deductible Health Plan (HDHP). The School OPEB Fund also pays for administrative expenses of the fund. By law, no other use of the assets of the School OPEB Fund is permitted.

**Contributions:** As established by the Board, the School OPEB Fund is substantially funded on a pay-as-you-go basis; that is, annual cost of providing benefits will be financed in the same year as claims occur. Contributions to the School OPEB Fund from the School District were \$684,606.00 for the year ended June 30, 2023. Active employees are not required to contribute to the School OPEB Fund.

***OPEB Liabilities, OPEB Expense, and Deferred Outflows of Resources and Deferred Inflows of Resources Related to OPEB***

At June 30, 2023, the School District reported a liability of \$18,037,953.00 for its proportionate share of the net OPEB liability. The net OPEB liability was measured as of June 30, 2022. The total OPEB liability used to calculate the net OPEB liability was based on an actuarial valuation as of June 30, 2021. An expected total OPEB liability as of June 30, 2022 was determined using standard roll-forward techniques. The School District's proportion of the net OPEB liability was actuarially determined based on employer contributions during the fiscal year ended June 30, 2022. At June 30, 2022, the School District's proportion was 0.182143%, which was an increase 0.007609% from its proportion measured as of June 30, 2021.

**JEFF DAVIS COUNTY BOARD OF EDUCATION  
NOTES TO THE BASIC FINANCIAL STATEMENTS  
JUNE 30, 2023**

**EXHIBIT "G"**

For the year ended June 30, 2023, the School District recognized OPEB expense of (\$805,538.00). At June 30, 2023, the School District reported deferred outflows of resources and deferred inflows of resources related to OPEB from the following sources:

	OPEB	
	Deferred Outflows of Resources	Deferred Inflows of Resources
Differences between expected and actual experience	\$ 719,996.00	\$ 7,089,462.00
Changes of assumptions	2,747,217.00	3,648,201.00
Net difference between projected and actual earnings on OPEB plan investments	110,026.00	-
Changes in proportion and differences between School District contributions and proportionate share of contributions	1,641,988.00	431,486.00
School District contributions subsequent to the measurement date	684,606.00	-
<b>Total</b>	<b>\$ 5,903,833.00</b>	<b>\$ 11,169,149.00</b>

School District contributions subsequent to the measurement date are reported as deferred outflows of resources and will be recognized as a reduction of the net OPEB liability in the year ended June 30, 2024. Other amounts reported as deferred outflows of resources and deferred inflows of resources related to OPEB will be recognized in OPEB expense as follows:

Year Ended June 30:	OPEB
2024	\$ (1,827,437.00)
2025	\$ (1,317,406.00)
2026	\$ (1,019,296.00)
2027	\$ (1,216,971.00)
2028	\$ (524,529.00)
Thereafter	\$ (44,283.00)

JEFF DAVIS COUNTY BOARD OF EDUCATION  
 NOTES TO THE BASIC FINANCIAL STATEMENTS  
 JUNE 30, 2023

EXHIBIT "G"

**Actuarial Assumptions:** The total OPEB liability as of June 30, 2022 was determined by an actuarial valuation as of June 30, 2021 using the following actuarial assumptions and other inputs, applied to all periods included in the measurement and rolled forward to the measurement date of June 30, 2022:

**OPEB:**

Inflation	2.50%
Salary increases	3.00% – 8.75%, including inflation
Long-term expected rate of return	7.00%, compounded annually, net of investment expense, and including inflation
Healthcare cost trend rate	
Pre-Medicare Eligible	6.50%
Medicare Eligible	5.00%
Ultimate trend rate	
Pre-Medicare Eligible	4.50%
Medicare Eligible	4.50%
Year of Ultimate trend rate	
Pre-Medicare Eligible	2029
Medicare Eligible	2023

The Plan currently uses mortality tables that vary by age, gender, and health status (i.e. disabled or not disabled) as follows:

- For TRS members: Post-retirement mortality rates for service retirements and beneficiaries were based on the Pub-2010 Teachers Headcount Weighted Below Median Healthy Retiree mortality table (ages set forward one year and adjusted 106%) with the MP-2019 Projection scale applied generationally. The rates of improvement were reduced by 20% for all years prior to the ultimate rate. Post-retirement mortality rates for disability retirements were based on the Pub-2010 Teachers Mortality Table for Disabled Retirees (ages set forward one year and adjusted 106%) with the MP-2019 Projection scale applied generationally. The rates of improvement were reduced by 20% for all years prior to the ultimate rate. The Pub-2010 Teachers Headcount Weighted Below Median Employee mortality table with ages set forward one year and adjusted 106% was used for death prior to retirement. Future improvement in mortality rates was assumed using the MP-2019 projection scale generationally. These rates of improvement were reduced by 20% for all years prior to the ultimate rate.
- For PSERS members: Pre-retirement mortality rates were based on the Pub-2010 General Employee Mortality Table, with no adjustment, with the MP-2019 Projections scale applied generationally. Post-retirement mortality rates for service retirements were based on the Pub-2010 General Healthy Annuitant Mortality Table (ages set forward one year and adjusted 101% for males and 103% for females) with the MP-2019 Projection scale applied generationally. Post-retirement mortality rates for disability retirements were based on the Pub-2010 General



JEFF DAVIS COUNTY BOARD OF EDUCATION  
 NOTES TO THE BASIC FINANCIAL STATEMENTS  
 JUNE 30, 2023

EXHIBIT "G"

Disabled Mortality Table (ages set back three years for males and adjusted 103% for males and 106% for females) with the MP-2019 Projections scaled applied generationally. Post-retirement mortality rates for beneficiaries were based on the Pub-2010 General Contingent Survivor Mortality Table (ages set forward two years and adjust 104% for males and 99% for females) with the MP-2019 Project scale applied generationally.

The actuarial assumptions used in the June 30, 2021 valuation were based on the results of an actuarial experience study for the pension systems, which covered the five-year period ending June 30, 2018, with the exception of the assumed annual rate of inflation with changed from 2.75% to 2.50%, effective with the June 30, 2018 valuation.

The remaining actuarial assumptions (e.g., initial per capita costs, health care cost trends, rate of plan participation, rates of plan election, etc.) used in the June 30, 2021 valuation were based on a review of recent plan experience done concurrently with the June 30, 2021 valuation.

Projection of benefits for financial reporting purposes are based on the substantive plan (the plan as understood by the employer and plan members) and include the types of benefits provided at the time of each valuation and the historical pattern of sharing of benefit costs between the employer and plan members to that point. The actuarial methods and assumptions used include techniques that are designed to reduce the effects of short-term volatility in actuarial accrued liabilities and the actuarial value of assets, consistent with the long-term perspective of the calculation.

The long-term expected rate of return on OPEB plan investments was determined using a log-normal distribution analysis in which best-estimate ranges of expected future real rates of return (expected nominal returns, net of investment expense and the assumed rate of inflation) are developed for each major asset class. These ranges are combined to produce the long-term expected rate of return by weighting the expected future real rates of return by the target asset allocation percentage and by adding expected inflation. The target allocation and best estimates of arithmetic real rates of return for each major asset class are summarized in the following table:

Asset Class	Target Allocation	Long-Term Expected Real Rate of Return*
Fixed income	30.00%	2.00%
Equities	70.00%	9.40%
Total	100.00%	

\* Net of inflation

**Discount Rate:** In order to measure the total OPEB liability for the School OPEB Fund, a single equivalent interest rate of 3.57% was used as the discount rate, as compared with last year's rate of 2.20%. The plan's fiduciary net position was projected to not be able to make all future benefit payments of current plan members. Therefore, the municipal bond rate as used for the long-term rate of return was applied to all periods of projected benefit payments to determine total OPEB liability. This is comprised mainly of the yield or index rate for 20-year tax-exempt general obligation bonds with an average rating of AA or higher (3.54% per the Municipal Bond Index Rate). The projection of cash flows used to determine the discount rate assumed that contributions from members and from the employers

JEFF DAVIS COUNTY BOARD OF EDUCATION  
 NOTES TO THE BASIC FINANCIAL STATEMENTS  
 JUNE 30, 2023

EXHIBIT "G"

will be made at the current level as averaged over the last five years, adjusted for annual projected changes in headcount. Projected future benefit payments for all current plan members were projected through 2128.

**Sensitivity of the School District's Proportionate Share of the Net OPEB Liability to Changes in the Discount Rate:** The following presents the School District's proportionate share of the net OPEB liability calculated using the discount rate of 3.57%, as well as what the School District's proportionate share of the net OPEB liability would be if it were calculated using a discount rate that is 1-percentage-point lower (2.57%) or 1-percentage-point higher (4.57%) than the current discount rate:

	1% Decrease (2.57%)	Current Discount Rate (3.57%)	1% Increase (4.57%)
School District's proportionate share of the Net OPEB Liability	\$ 20,403,090.00	\$ 18,037,953.00	\$ 16,033,395.00

**Sensitivity of the School District's Proportionate Share of the Net OPEB Liability to Changes in the Healthcare Cost Trend Rates:** The following presents the School District's proportionate share of the net OPEB liability, as well as what the School District's proportionate share of the net OPEB liability would be if it were calculated using healthcare cost trend rates that are 1-percentage-point lower or 1-percentage-point higher than the current healthcare cost trend rates:

	1% Decrease (2.57%)	Current Discount Rate (3.57%)	1% Increase (4.57%)
School District's proportionate share of the Net OPEB Liability	\$ 15,541,853.00	\$ 18,037,953.00	\$ 21,105,649.00

**OPEB Plan Fiduciary Net Position:** Detailed information about the OPEB plan's fiduciary net position is available in the Annual Comprehensive Financial Report, which is publicly available at <https://sao.georgia.gov/statewide-reporting/acfr>.

**NOTE 12: RETIREMENT PLANS**

The School District participates in various retirement plans administered by the State of Georgia, as further explained below.

**Teachers Retirement System of Georgia (TRS)**

**Plan Description:** All teachers of the School District as defined in O.C.G.A. §47-3-60 and certain other support personnel as defined by O.C.G.A. §47-3-63 are provided a pension through the Teachers Retirement System of Georgia (TRS). TRS, a cost-sharing multiple-employer defined benefit pension plan, is administered by the TRS Board of Trustees (TRS Board). Title 47 of the O.C.G.A. assigns the

JEFF DAVIS COUNTY BOARD OF EDUCATION  
NOTES TO THE BASIC FINANCIAL STATEMENTS  
JUNE 30, 2023

EXHIBIT "G"

authority to establish and amend the benefit provisions to the State Legislature. The Teachers Retirement System of Georgia issues a publicly available separate financial report that can be obtained at [www.trsga.com/publications](http://www.trsga.com/publications).

**Benefits Provided:** TRS provides service retirement, disability retirement, and death benefits. Normal retirement benefits are determined as 2% of the average of the employee's two highest paid consecutive years of service, multiplied by the number of years of creditable service up to 40 years. An employee is eligible for normal service retirement after 30 years of creditable service, regardless of age, or after 10 years of service and attainment of age 60. Ten years of service is required for disability and death benefits eligibility. Disability benefits are based on the employee's creditable service and compensation up to the time of disability. Death benefits equal the amount that would be payable to the employee's beneficiary had the employee retired on the date of death. Death benefits are based on the employee's creditable service and compensation up to the date of death.

**Contributions:** Per Title 47 of the O.C.G.A., contribution requirements of active employees and participating employers, as actuarially determined, are established and may be amended by the TRS Board. Contributions are expected to finance the costs of benefits earned by employees during the year, with an additional amount to finance any unfunded accrued liability. Employees were required to contribute 6.00% of their annual pay during fiscal year 2023. The School District's contractually required contribution rate for the year ended June 30, 2023 was 19.98% of annual School District payroll, of which 19.98% of payroll was required from the School District. For the current fiscal year, employer contributions to the pension plan were \$3,520,463.50.

#### Public School Employees Retirement System (PSERS)

**Plan Description:** PSERS is a cost-sharing multiple-employer defined benefit pension plan established by the Georgia General Assembly in 1969 for the purpose of providing retirement allowances for public school employees who are not eligible for membership in the Teachers Retirement System of Georgia. The ERS Board of Trustees, plus two additional trustees, administers PSERS. Title 47 of the O.C.G.A. assigns the authority to establish and amend the benefit provisions to the State Legislature. PSERS issues a publicly available financial report that can be obtained at [www.ers.ga.gov/financials](http://www.ers.ga.gov/financials).

**Benefits Provided:** A member may retire and elect to receive normal monthly retirement benefits after completion of ten years of creditable service and attainment of age 65. A member may choose to receive reduced benefits after age 60 and upon completion of ten years of service.

Upon retirement, the member will receive a monthly benefit of \$15.75, multiplied by the number of years of creditable service. Death and disability benefits are also available through PSERS. Additionally, PSERS may make periodic cost-of-living adjustments to the monthly benefits. Upon termination of employment, member contributions with accumulated interest are refundable upon request by the member. However, if an otherwise vested member terminates and withdraws his/her member contribution, the member forfeits all rights to retirement benefits.

**Contributions:** The general assembly makes an annual appropriation to cover the employer contribution to PSERS on behalf of local school employees (bus drivers, cafeteria workers, and maintenance staff). The annual employer contribution required by statute is actuarially determined and paid directly to PSERS by the State Treasurer in accordance with O.C.G.A. §47-4-29(a) and 60(b). Contributions are expected to finance the costs of benefits earned by employees during the year, with an additional amount to finance any unfunded accrued liability.

JEFF DAVIS COUNTY BOARD OF EDUCATION  
NOTES TO THE BASIC FINANCIAL STATEMENTS  
JUNE 30, 2023

EXHIBIT "G"

Individuals who became members prior to July 1, 2012 contribute \$4 per month for nine months each fiscal year. Individuals who became members on or after July 1, 2012 contribute \$10 per month for nine months each fiscal year. The State of Georgia, although not the employer of PSERS members, is required by statute to make employer contributions actuarially determined and approved and certified by the PSERS Board of Trustees. The current fiscal year contribution was \$63,901.00.

***Pension Liabilities, Pension Expense, and Deferred Outflows of Resources and Deferred Inflows of Resources Related to Pensions***

At June 30, 2023, the School District reported a liability of \$40,326,569.00 for its proportionate share of the net pension liability for TRS.

The net pension liability for TRS was measured as of June 30, 2022. The total pension liability used to calculate the net pension liability was based on an actuarial valuation as of June 30, 2021. An expected total pension liability as of June 30, 2022 was determined using standard roll-forward techniques. The School District's proportion of the net pension liability was based on contributions to TRS during the fiscal year ended June 30, 2022.

At June 30, 2022, the School District's TRS proportion was 0.124189%, which was a decrease of 0.001207% from its proportion measured as of June 30, 2021.

At June 30, 2023, the School District did not have a PSERS liability for a proportionate share of the net pension liability because of a Special Funding Situation with the State of Georgia, which is responsible for the net pension liability of the plan. The amount of the State's proportionate share of the net pension liability associated with the School District is \$678,674.00.

The PSERS net pension liability was measured as of June 30, 2022. The total pension liability used to calculate the net pension liability was based on an actuarial valuation as of June 30, 2021. An expected total pension liability as of June 30, 2022 was determined using standard roll-forward techniques. The State's proportion of the net pension liability associated with the School District was based on actuarially determined contributions paid by the State during the fiscal year ended June 30, 2022.

For the year ended June 30, 2023, the School District recognized pension expense of \$5,686,598.00 for TRS and \$170,550.00 for PSERS and revenue of (\$23,887.00) for TRS and \$170,550.00 for PSERS. The revenue is support provided by the State of Georgia.

JEFF DAVIS COUNTY BOARD OF EDUCATION  
NOTES TO THE BASIC FINANCIAL STATEMENTS  
JUNE 30, 2023

EXHIBIT "G"

At June 30, 2023, the School District reported deferred outflows of resources and deferred inflows of resources related to pensions from the following sources:

	TRS	
	Deferred Outflows of Resources	Deferred Inflows of Resources
Differences between expected and actual experience	\$ 1,673,966.00	\$ 209,909.00
Changes of assumptions	6,070,435.00	-
Net difference between projected and actual earnings on pension plan investments	7,923,023.00	-
Changes in proportion and differences between School District contributions and proportionate share of contributions	28,594.00	404,276.00
School District contributions subsequent to the measurement date	3,520,463.50	-
Total	\$ 19,216,481.50	\$ 614,185.00

The School District contributions subsequent to the measurement date for TRS are reported as deferred outflows of resources and will be recognized as a reduction of the net pension liability in the year ended June 30, 2024. Other amounts reported as deferred outflows of resources and deferred inflows of resources related to pensions will be recognized in pension expense as follows:

Year Ended June 30:	TRS
2024	\$ 3,979,333.00
2025	\$ 3,072,404.00
2026	\$ 2,288,033.00
2027	\$ 5,742,063.00

JEFF DAVIS COUNTY BOARD OF EDUCATION  
 NOTES TO THE BASIC FINANCIAL STATEMENTS  
 JUNE 30, 2023

EXHIBIT "G"

**Actuarial Assumptions:** The total pension liability as of June 30, 2022 was determined by an actuarial valuation as of June 30, 2021, using the following actuarial assumptions, applied to all periods included in the measurement:

**Teachers Retirement System:**

Inflation	2.50%
Salary increases	3.00% – 8.75%, average, including inflation
Investment rate of return	6.90%, net of pension plan investment expense, including inflation
Post-retirement benefit increases	1.50% semi-annually

Post-retirement mortality rates for service retirements and beneficiaries were based on the Pub-2010 Teachers Headcount Weighted Below Median Healthy Retiree mortality table (ages set forward one year and adjusted 106%) with the MP-2019 Projection scale applied generationally. The rates of improvement were reduced by 20% for all years prior to the ultimate rate. Post-retirement mortality rates for disability retirements were based on the Pub-2010 Teachers Mortality Table for Disabled Retirees (ages set forward one year and adjusted 106%) with the MP-2019 Projection scale applied generationally. The rates of improvement were reduced by 20% for all years prior to the ultimate rate. The Pub-2010 Teachers Headcount Weighted Below Median Employee mortality table with ages set forward one year and adjusted 106% as used for death prior to retirement. Future improvement in mortality rates was assumed using the MP-2019 projection scale generationally. These rates of improvement were reduced by 20% for all years prior to the ultimate rate.

The actuarial assumptions used in the June 30, 2021 valuation were based on the results of an actuarial experience study for the period July 1, 2013 – June 30, 2018, with the exception of the investment rate of return and payroll growth assumption.

**Public School Employees Retirement System:**

Inflation	2.50%
Salary increases	N/A
Investment rate of return	7.00%, net of pension plan investment expense, including inflation
Post-retirement benefit increases	1.50% semi-annually

JEFF DAVIS COUNTY BOARD OF EDUCATION  
 NOTES TO THE BASIC FINANCIAL STATEMENTS  
 JUNE 30, 2023

EXHIBIT "G"

Mortality rates are as follows:

- The Pub-2010 General Employee Table, with no adjustments, projected generationally with the MP-2019 scale is used for both males and females while in active service.
- The Pub-2010 Family of Tables projected generationally with the MP-2019 Scale and with further adjustments are used for post-retirement mortality assumptions as follows:

<b><u>Participant Type</u></b>	<b><u>Membership Table</u></b>	<b><u>Set Forward (+)/ Setback (-)</u></b>	<b><u>Adjustment to Rates</u></b>
Service Retirees	General Healthy Below-Median Annuitant	Male: +2; Female: +2	Male: 101%; Female: 103%
Disability Retirees	General Disabled	Male: -3; Female: 0	Male: 103%; Female: 106%
Beneficiaries	General Below-Median Contingent Survivors	Male: +2; Female: +2	Male: 104%; Female: 99%

The actuarial assumptions used in the June 30, 2021 valuation were based on the results of an actuarial experience study for the period July 1, 2014 – June 30, 2019.

The long-term expected rate of return on TRS and PSERS pension plan investments was determined using a log-normal distribution analysis in which best-estimate ranges of expected future real rates of return (expected returns, net of pension plan investment expense and inflation) are developed for each major asset class. These ranges are combined to produce the long-term expected rate of return by weighting the expected future real rates of return by the target asset allocation percentage and by adding expected inflation. The target allocation and estimates of arithmetic real rates of return for each major asset class are summarized in the following table:

<b><u>Asset Class</u></b>	<b><u>TRS/PSERS Target Allocation</u></b>	<b><u>Long-Term Expected Real Rate of Return*</u></b>
Fixed income	30.00%	0.20%
Domestic large stocks	46.30%	9.40%
Domestic small stocks	1.20%	13.40%
International developed market stocks	12.30%	9.40%
International emerging market stocks	5.20%	11.40%
Alternative	5.00%	10.50%
Total	100.00%	

\* Rates shown are net of inflation

JEFF DAVIS COUNTY BOARD OF EDUCATION  
 NOTES TO THE BASIC FINANCIAL STATEMENTS  
 JUNE 30, 2023

EXHIBIT "G"

**Discount Rate:** The discount rate used to measure the total TRS pension liability was 6.90%. The discount rate used to measure the total PSERS pension liability was 7.00%. The projection of cash flows used to determine the discount rate assumed that plan member contributions will be made at the current contribution rate and that employer and nonemployer contributions will be made at rates equal to the difference between actuarially determined contribution rates and the member rate. Based on those assumptions, the TRS and PSERS pension plans' fiduciary net position were projected to be available to make all projected future benefit payments of current plan members. Therefore, the long-term expected rate of return on pension plan investments was applied to all periods of projected benefit payments to determine the total pension liability.

**Sensitivity of the School District's Proportionate Share of the Net Pension Liability to Changes in the Discount Rate:** The following presents the School District's proportionate share of the net pension liability calculated using the discount rate of 6.90%, as well as what the School District's proportionate share of the net pension liability would be if it were calculated using a discount rate that is 1-percentage-point lower (5.90%) or 1-percentage-point higher (7.90%) than the current rate:

<b>Teachers Retirement System:</b>	1% Decrease (5.90%)	Current Discount Rate (6.90%)	1% Increase (7.90%)
School District's proportionate share of the Net Pension Liability	\$ 60,839,437.00	\$ 40,326,569.00	\$ 23,575,098.00

**Pension Plan Fiduciary Net Position:** Detailed information about the pension plan's fiduciary net position is available in the separately issued TRS and PSERS financial report which is publicly available at [www.trsga.com/publications](http://www.trsga.com/publications) and <http://www.ers.ga.gov/financials>.

**NOTE 13: TAX ABATEMENTS**

Jeff Davis County enters into property tax abatement agreements with local businesses for the purpose of attracting or retaining businesses within their jurisdictions. The abatements may be granted to any business located within or promising to relocate to Jeff Davis County.

For the fiscal year ended June 30, 2023, Jeff Davis County abated property taxes due to the School District that were levied on September 22, 2022 and due on December 20, 2022 totaling \$343,858.76. Included in that amount abated, the following are individual tax abatement agreements that each exceeded 10 percent of the total amount abated:

- A 40 percent property tax abatement to an energy plant. The abatement amounted to \$76,710.50.
- A 35 percent property tax abatement to an energy plant. The abatement amounted to \$98,062.98.
- A 50 percent property tax abatement to a timber company employing residents. The abatement amounted to \$131,843.56.



(This page left intentionally blank)

JEFF DAVIS COUNTY BOARD OF EDUCATION  
 REQUIRED SUPPLEMENTARY INFORMATION  
 SCHEDULE OF PROPORTIONATE SHARE OF THE NET PENSION LIABILITY  
 TEACHERS RETIREMENT SYSTEM OF GEORGIA

SCHEDULE "1"

For the Year Ended June 30	School District's proportion of the Net Pension Liability (NPL)	School District's proportionate share of the NPL	State of Georgia's proportionate share of the NPL associated with the School District	Total	School District's covered payroll	School District's proportionate share of the NPL as a percentage of its covered payroll	Plan fiduciary net position as a percentage of the total pension liability
2023	0.124189%	\$ 40,326,569.00	\$ -	\$ 40,326,569.00	\$ 16,787,898.77	240.21%	72.85%
2022	0.125396%	\$ 11,090,440.00	\$ 2,565.00	\$ 11,093,005.00	\$ 16,347,453.67	67.84%	92.03%
2021	0.125179%	\$ 30,323,253.00	\$ 103,436.00	\$ 30,426,689.00	\$ 16,205,907.06	187.11%	77.01%
2020	0.127445%	\$ 27,404,121.00	\$ 115,039.00	\$ 27,519,160.00	\$ 15,619,455.47	175.45%	78.56%
2019	0.129746%	\$ 24,083,637.00	\$ 123,067.00	\$ 24,206,704.00	\$ 15,448,226.13	155.90%	80.27%
2018	0.128723%	\$ 23,923,566.00	\$ 99,246.00	\$ 24,022,812.00	\$ 14,841,713.36	161.19%	79.33%
2017	0.130889%	\$ 27,003,860.00	\$ 195,377.00	\$ 27,199,237.00	\$ 14,466,494.97	186.66%	76.06%
2016	0.133870%	\$ 20,380,378.00	\$ 143,715.00	\$ 20,524,093.00	\$ 14,230,464.79	143.22%	81.44%
2015	0.131415%	\$ 16,602,552.00	\$ 119,009.00	\$ 16,721,561.00	\$ 13,491,418.81	123.06%	84.03%

JEFF DAVIS COUNTY BOARD OF EDUCATION  
 REQUIRED SUPPLEMENTARY INFORMATION  
 SCHEDULE OF CONTRIBUTIONS  
 TEACHERS RETIREMENT SYSTEM OF GEORGIA

SCHEDULE "2"

For the Year Ended June 30	Contractually required contribution	Contributions in relation to the contractually required contribution	Contribution deficiency (excess)	School District's covered payroll	Contribution as a percentage of covered payroll
2023	\$ 3,520,463.50	\$ 3,520,463.50	\$ -	\$ 17,619,939.98	19.98%
2022	\$ 3,326,098.00	\$ 3,326,098.00	\$ -	\$ 16,787,898.77	19.81%
2021	\$ 3,114,378.00	\$ 3,114,378.00	\$ -	\$ 16,347,453.67	19.05%
2020	\$ 3,414,281.18	\$ 3,414,281.18	\$ -	\$ 16,205,907.06	21.07%
2019	\$ 3,250,829.99	\$ 3,250,829.99	\$ -	\$ 15,619,455.47	20.81%
2018	\$ 2,585,899.98	\$ 2,585,899.98	\$ -	\$ 15,448,226.13	16.74%
2017	\$ 2,109,422.50	\$ 2,109,422.50	\$ -	\$ 14,841,713.36	14.21%
2016	\$ 2,049,530.58	\$ 2,049,530.58	\$ -	\$ 14,466,494.97	14.17%
2015	\$ 1,858,198.39	\$ 1,858,198.39	\$ -	\$ 14,230,464.79	13.06%

JEFF DAVIS COUNTY BOARD OF EDUCATION  
 REQUIRED SUPPLEMENTARY INFORMATION  
 SCHEDULE OF PROPORTIONATE SHARE OF THE NET PENSION LIABILITY  
 PUBLIC SCHOOL EMPLOYEES RETIREMENT SYSTEM OF GEORGIA

SCHEDULE "3"

For the Year Ended June 30	School District's proportion of the Net Pension Liability (NPL)	School District's proportionate share of the NPL	State of Georgia's proportionate share of the NPL associated with the School District	Total	School District's covered payroll	School District's proportionate share of the NPL as a percentage of its covered payroll	Plan fiduciary net position as a percentage of the total pension liability
2023	0.00%	\$ -	\$ 678,674.00	\$ 678,674.00	\$ 1,124,087.35	N/A	81.21%
2022	0.00%	\$ -	\$ 52,454.00	\$ 52,454.00	\$ 783,045.75	N/A	98.00%
2021	0.00%	\$ -	\$ 350,554.00	\$ 350,554.00	\$ 801,471.72	N/A	84.45%
2020	0.00%	\$ -	\$ 338,812.00	\$ 338,812.00	\$ 836,927.37	N/A	85.02%
2019	0.00%	\$ -	\$ 334,564.00	\$ 334,564.00	\$ 798,741.93	N/A	85.26%
2018	0.00%	\$ -	\$ 273,648.00	\$ 273,648.00	\$ 642,396.98	N/A	85.69%
2017	0.00%	\$ -	\$ 378,484.00	\$ 378,484.00	\$ 695,032.84	N/A	81.00%
2016	0.00%	\$ -	\$ 291,248.00	\$ 291,248.00	\$ 948,571.64	N/A	87.00%
2015	0.00%	\$ -	\$ 260,594.00	\$ 260,594.00	\$ 860,377.10	N/A	88.29%

JEFF DAVIS COUNTY BOARD OF EDUCATION  
 REQUIRED SUPPLEMENTARY INFORMATION  
 SCHEDULE OF PROPORTIONATE SHARE OF THE NET OPEB LIABILITY  
 SCHOOL OPEB FUND

SCHEDULE "4"

For the Year Ended June 30	School District's proportion of the Net OPEB Liability (NOL)	School District's proportionate share of the NOL	State of Georgia's proportionate share of the NOL associated with the School District	Total	School District's covered-employee payroll	School District's proportionate share of the NOL as a percentage of its covered- employee payroll	Plan fiduciary net position as a percentage of the total OPEB liability
2023	0.182143%	\$ 18,037,953.00	\$ -	\$ 18,037,953.00	\$ 16,223,753.37	111.18%	6.17%
2022	0.174534%	\$ 18,903,476.00	\$ -	\$ 18,903,476.00	\$ 15,220,020.49	124.20%	6.14%
2021	0.170214%	\$ 25,000,472.00	\$ -	\$ 25,000,472.00	\$ 13,826,696.55	180.81%	3.99%
2020	0.173946%	\$ 21,346,906.00	\$ -	\$ 21,346,906.00	\$ 13,295,275.46	160.56%	4.63%
2019	0.172983%	\$ 21,985,608.00	\$ -	\$ 21,985,608.00	\$ 12,857,450.79	171.00%	2.93%
2018	0.167232%	\$ 23,496,028.00	\$ -	\$ 23,496,028.00	\$ 12,396,398.50	189.54%	1.61%

JEFF DAVIS COUNTY BOARD OF EDUCATION  
 REQUIRED SUPPLEMENTARY INFORMATION  
 SCHEDULE OF CONTRIBUTIONS  
 SCHOOL OPEB FUND

SCHEDULE "5"

For the Year Ended June 30	Contractually required contribution	Contributions in relation to the contractually required contribution	Contribution deficiency (excess)	School District's covered-employee payroll	Contribution as a percentage of covered-employee payroll
2023	\$ 684,606.00	\$ 684,606.00	\$ -	\$ 16,027,139.48	4.27%
2022	\$ 658,583.00	\$ 658,583.00	\$ -	\$ 16,223,753.37	4.06%
2021	\$ 649,236.00	\$ 649,236.00	\$ -	\$ 15,220,020.49	4.27%
2020	\$ 575,623.00	\$ 575,623.00	\$ -	\$ 13,826,696.55	4.16%
2019	\$ 936,821.00	\$ 936,821.00	\$ -	\$ 13,295,275.46	7.05%
2018	\$ 896,557.00	\$ 896,557.00	\$ -	\$ 12,857,450.79	6.97%
2017	\$ 871,960.00	\$ 871,960.00	\$ -	\$ 12,396,398.50	7.03%

**Teachers Retirement System**

**Change of benefit terms:** There have been no changes in benefit terms.

**Changes of assumptions:** On November 18, 2015, the Board adopted recommended changes to the economic and demographic assumptions utilized by the System. Primary among the changes were the updates to rates of mortality, retirement, disability, withdrawal and salary increases. The expectation of retired life mortality was changed to RP-2000 White Collar Mortality Table with future mortality improvement projected to 2025 with the Society of Actuaries' projection scale BB (set forward one year for males).

On May 15, 2019, the Board adopted recommended changes from the smoothed valuation interest rate methodology that has been in effect since June 30, 2009, to a constant interest rate method. In conjunction with the methodology, the long-term assumed rate of return in assets (discount rate) has been changed from 7.50% to 7.25%, and the assumed annual rate of inflation has been reduced from 2.75% to 2.50%.

In 2019 and later, the expectation of retired life mortality was changed to the Pub-2010 Teacher Headcount Weighted Below Median Healthy Retiree mortality table from the RP-2000 Mortality Tables. In 2019, rates of withdrawal, retirement, disability and mortality were adjusted to more closely reflect actual experience.

On May 11, 2022, the Board adopted recommended changes to the long-term assumed rate of return and payroll growth assumption utilized by the System. The long-term assumed rate of return was changed from 7.25% to 6.90%, and the payroll growth assumption was changed from 3.00% to 2.50%.

**Public School Employees Retirement System**

**Changes of benefit terms:** There have been no changes in benefit terms.

**Changes of assumptions:** On December 17, 2015, the Board adopted recommended changes to the economic and demographic assumptions utilized by the System. Primary among the changes were the updates to rates of mortality, retirement and withdrawal. The expectation of retired life mortality was changed to the RP-2000 Blue Collar Mortality Table projected to 2025 with projection scale BB (set forward 3 years for males and 2 years for females).

A new funding policy was initially adopted by the Board on March 15, 2018, and most recently amended on December 17, 2020. Because of this new funding policy, the assumed investment rate of return was reduced from 7.50% to 7.40% for the June 30, 2017 actuarial valuation and further reduced from 7.40% to 7.30% for the June 30, 2018 actuarial valuation.

On December 17, 2020, the Board adopted recommended changes to the economic and demographic assumptions utilized by the System based on the experience study prepared for the five-year period ending June 30, 2019. Primary among the changes were the updates to rates of mortality, retirement, disability, and withdrawal. This also included a change to the long-term assumed investment rate of return to 7.00%. These assumption changes are reflected in the calculation of the June 30, 2021 Total Pension Liability.

**School OPEB Fund**

**Changes of benefit terms:** There have been no changes in benefit terms.

**Changes in assumptions:** June 30, 2020 valuation: Decremental assumptions were changed to reflect the Employees' Retirement System's experience study. Approximately 0.10% of employees are members of the Employees' Retirement System.

June 30, 2019 valuation: Decremental assumptions were changed to reflect the Teachers Retirement System's experience study.

June 30, 2018 valuation: The inflation assumption was lowered from 2.75% to 2.50%.

June 30, 2017 valuation: The participation assumption, tobacco use assumption and morbidity factors were revised.

June 30, 2015 valuation: Decremental and underlying inflation assumptions were changed to reflect the Retirement Systems' experience studies.

June 30, 2012 valuation: A data audit was performed and data collection procedures and assumptions were changed.

The discount rate was updated from 3.07% as of June 30, 2016 to 3.58% as of June 30, 2017, to 3.87% as of June 30, 2018, back to 3.58% as of June 30, 2019, and to 2.22% as of June 30, 2020.

JEFF DAVIS COUNTY BOARD OF EDUCATION  
GENERAL FUND

SCHEDULE "7"

SCHEDULE OF REVENUES, EXPENDITURES, AND CHANGES IN FUND BALANCES  
BUDGET AND ACTUAL  
YEAR ENDED JUNE 30, 2023

	NONAPPROPRIATED BUDGETS		ACTUAL AMOUNTS	VARIANCE OVER/UNDER
	ORIGINAL (1)	FINAL (1)		
<b>REVENUES</b>				
Property Taxes	\$ 6,419,999.00	\$ 6,495,000.00	\$ 6,445,845.45	\$ (49,154.55)
Sales Taxes	25,000.00	72,000.00	60,540.19	(11,459.81)
State Funds	43,370,300.18	26,135,265.18	24,523,636.63	(1,611,628.55)
Federal Funds	9,327,139.82	9,512,628.82	8,967,099.47	(545,529.35)
Charges for Services	45,000.00	48,550.00	439,240.74	390,690.74
Investment Earnings	15,000.00	239,558.00	244,457.38	4,899.38
Miscellaneous	20,000.00	5,096.00	2,088,822.20	2,083,726.20
Total Revenues	<u>59,222,439.00</u>	<u>42,508,098.00</u>	<u>42,769,642.06</u>	<u>261,544.06</u>
<b>EXPENDITURES</b>				
Current				
Instruction	21,472,052.00	22,053,944.00	21,835,567.69	218,376.31
Support Services				
Pupil Services	1,660,199.00	1,717,027.00	2,879,376.67	(1,162,349.67)
Improvement of Instructional Services	1,599,792.23	1,625,020.23	1,760,142.46	(135,122.23)
Educational Media Services	456,968.00	469,798.00	483,405.91	(13,607.91)
General Administration	980,399.77	1,058,165.77	773,270.75	284,895.02
School Administration	1,589,134.00	1,618,340.00	1,623,291.23	(4,951.23)
Business Administration	606,622.00	633,489.00	729,133.23	(95,644.23)
Maintenance and Operation of Plant	3,436,412.00	3,633,178.00	3,574,403.62	58,774.38
Student Transportation Services	3,190,743.00	4,375,743.00	2,845,573.31	1,530,169.69
Other Support Services	75,087.00	75,087.00	80,024.82	(4,937.82)
Enterprise Operation	-	-	121,555.16	(121,555.16)
Food Services Operation	3,055,320.00	3,055,320.00	2,665,027.68	390,292.32
Capital Outlay	-	110,904.00	110,903.88	0.12
Total Expenditures	<u>38,122,729.00</u>	<u>40,426,016.00</u>	<u>39,481,676.41</u>	<u>944,339.59</u>
Excess of Revenues over (under) Expenditures	<u>21,099,710.00</u>	<u>2,082,082.00</u>	<u>3,287,965.65</u>	<u>1,205,883.65</u>
<b>OTHER FINANCING SOURCES(USES)</b>				
Other Sources	100,000.00	181,348.00	-	(181,348.00)
Other Uses	(1,100,000.00)	(1,181,348.00)	(1,000,000.00)	181,348.00
Total Other Financing Sources (Uses)	<u>(1,000,000.00)</u>	<u>(1,000,000.00)</u>	<u>(1,000,000.00)</u>	<u>-</u>
Net Change in Fund Balances	20,099,710.00	1,082,082.00	2,287,965.65	1,205,883.65
Fund Balances - Beginning	13,044,986.23	13,044,986.23	12,797,048.54	(247,937.69)
Adjustments	<u>39,383.53</u>	<u>(11,650.44)</u>	<u>-</u>	<u>11,650.44</u>
Fund Balances - Ending	<u>\$ 33,184,079.76</u>	<u>\$ 14,115,417.79</u>	<u>\$ 15,085,014.19</u>	<u>\$ 969,596.40</u>

Notes to the Schedule of Revenues, Expenditures and Changes in Fund Balances Budget and Actual

(1) Original and Final Budget amounts do not include the budgeted revenues or expenditures of the various principal accounts.  
The actual revenues and expenditures of the various principal accounts are \$1,117,619.85 and \$1,051,531.82, respectively.

The accompanying schedule of revenues, expenditures and changes in fund balances budget and actual is presented on the modified accrual basis of accounting which is the basis of accounting used in the presentation of the fund financial statements.



JEFF DAVIS COUNTY BOARD OF EDUCATION  
SCHEDULE OF EXPENDITURES OF FEDERAL AWARDS  
YEAR ENDED JUNE 30, 2023

SCHEDULE "8"

FUNDING AGENCY PROGRAM/GRANT	ASSISTANCE LISTING NUMBER	PASS- THROUGH ENTITY ID NUMBER	EXPENDITURES IN PERIOD
Agriculture, U. S. Department of			
Child Nutrition Cluster			
Pass-Through From Georgia Department of Education			
Food Services			
School Breakfast Program	10.553	235GA324N1199	\$ 618,829.35
National School Lunch Program	10.555	235GA324N1199	1,624,715.69
COVID-19 - National School Lunch Program	10.555	225GA324N1099	95,024.83
Total Child Nutrition Cluster			<u>2,338,569.87</u>
Other Programs			
Pass-Through From Georgia Department of Education			
Food Services			
State Administrative Expenses for Child Nutrition	10.579	215GA350N8103	27,191.98
State Administrative Expenses for Child Nutrition	10.560	235GA904N2533	1,759.92
Total Other Programs			<u>28,951.90</u>
Total U. S. Department of Agriculture			<u>2,367,521.77</u>
Education, U. S. Department of			
Education Stabilization Fund			
Pass-Through From Georgia Department of Education			
COVID-19 - Elementary and Secondary School Emergency Relief Fund	84.425D	S425D200012	564,720.78
COVID-19 - Elementary and Secondary School Emergency Relief Fund	84.425D	S425D210012	124,269.74
COVID-19 - American Rescue Plan Elementary and Secondary School Emergency Relief Fund	84.425U	S425U210012	2,446,368.33
COVID-19 - American Rescue Plan Elementary and Secondary School Emergency Relief Fund - Homeless Children and Youth	84.425W	S425W210011	4,903.83
Total Education Stabilization Fund			<u>3,140,262.68</u>
Special Education Cluster			
Pass-Through From Georgia Department of Education			
Special Education			
Grants to States	84.027A	H027A210073	384,314.74
Grants to States	84.027A	H027A220073	250,311.57
COVID-19 - American Rescue Plan - Grants to States	84.027X	H027X210073	75,317.99
Preschool Grants	84.173A	H173A210081	981.96
Preschool Grants	84.173A	H173A220081	18,355.16
COVID-19 - American Rescue Plan - Preschool	84.173X	H173X210081	1,517.98
Total Special Education Cluster			<u>730,799.40</u>
Other Programs			
Pass-Through From Georgia Department of Education			
Career and Technical Education - Basic Grants to States	84.048A	V048A220010	46,821.68
English Language Acquisition State Grants	84.365A	S365A220010	26,668.61
Migrant Education State Grant Program	84.011A	S011A210011	25,915.35
Migrant Education State Grant Program	84.011A	S011A220011	18,432.98
Rural and Low-Income School Program	84.358B	S358F220010	193,855.71
Student Support and Academic Enrichment Program	84.424A	S424A220011	8,484.42
Supporting Effective Instruction State Grants	84.367A	S367A210001	75,180.47
Supporting Effective Instruction State Grants	84.367A	S367A220001	102,761.34
Title I Grants to Local Educational Agencies	84.010A	S010A210010-21A	408,031.04
Title I Grants to Local Educational Agencies	84.010A	S010A220010	756,875.01
Total Other Programs			<u>1,663,026.61</u>
Total U. S. Department of Education			<u>5,534,088.69</u>

JEFF DAVIS COUNTY BOARD OF EDUCATION  
 SCHEDULE OF EXPENDITURES OF FEDERAL AWARDS  
 YEAR ENDED JUNE 30, 2023

SCHEDULE "8"

FUNDING AGENCY PROGRAM/GRANT	ASSISTANCE LISTING NUMBER	PASS- THROUGH ENTITY ID NUMBER	EXPENDITURES IN PERIOD
Federal Communications Commission, U. S.			
Direct			
COVID-19 - Emergency Connectivity Fund Program	32.009		103,599.66
Total Expenditures of Federal Awards			\$ 8,005,210.12

Notes to the Schedule of Expenditures of Federal Awards

Note 1. Basis of Presentation

The accompanying schedule of expenditures of federal awards (the "Schedule") includes the federal award activity of the Jeff Davis County Board of Education (the "Board") under programs of the federal government for the year ended June 30, 2023. The information in this Schedule is presented in accordance with the requirements of Title 2 U.S. Code of Federal Regulations Part 200, *Uniform Administrative Requirements, Cost Principles, and Audit Requirements for Federal Awards* (Uniform Guidance). Because the Schedule presents only a selected portion of the operations of the Board, it is not intended to and does not present the financial position or changes in net position of the Board.

Note 2. Summary of Significant Accounting Policies

Expenditures reported on the Schedule are reported on the modified accrual basis of accounting. Such expenditures are recognized following the cost principles contained in the Uniform Guidance, wherein certain types of expenditures are not allowable or are limited as to reimbursement.

Note 3. Indirect Cost Rate

The Board has elected not to use the 10-percent de minimis indirect cost rate as allowed under the Uniform Guidance.

Note 4. Transfers Between Programs

Funds totaling \$81,348.00 were transferred from the Student Support and Academic Enrichment program (ALN 84.424A) and funds totaling \$50,000.00 were transferred from the Supporting Effective Instruction State Grants program (ALN 84.367A) and expended in the Rural and Low-Income School program (ALN 84.358B) during Fiscal Year 2023.

JEFF DAVIS COUNTY BOARD OF EDUCATION  
SCHEDULE OF STATE REVENUE  
YEAR ENDED JUNE 30, 2023

SCHEDULE "9"

<u>AGENCY/FUNDING</u>	GOVERNMENTAL FUND TYPE
GRANTS	<u>GENERAL FUND</u>
Bright From the Start:	
Georgia Department of Early Care and Learning	
Pre-Kindergarten Program	\$ 968,816.23
Education, Georgia Department of	
Quality Basic Education	
Direct Instructional Cost	
Kindergarten Program	1,104,469.00
Kindergarten Program - Early Intervention Program	211,996.00
Primary Grades (1-3) Program	2,561,110.00
Primary Grades - Early Intervention (1-3) Program	712,544.00
Upper Elementary Grades (4-5) Program	1,102,630.00
Upper Elementary Grades - Early Intervention (4-5) Program	536,811.00
Middle School (6-8) Program	2,340,525.00
High School General Education (9-12) Program	1,821,861.00
Vocational Laboratory (9-12) Program	698,611.00
Students with Disabilities	2,839,683.00
Gifted Student - Category VI	231,617.00
Remedial Education Program	467,384.00
Alternative Education Program	161,200.00
English Speakers of Other Languages (ESOL)	543,661.00
Media Center Program	400,061.00
20 Days Additional Instruction	125,241.00
Staff and Professional Development	70,633.00
Principal Staff and Professional Development	1,275.00
Indirect Cost	
Central Administration	552,017.00
School Administration	784,585.00
Facility Maintenance and Operations	803,803.00
Mid-term Adjustment Hold-Harmless	317,704.00
Categorical Grants	
Pupil Transportation	
Regular	444,651.00
Nursing Services	67,718.00
Education Equalization Funding Grant	3,655,391.00
Health Insurance Increase - 6 months new rate	583,290.00
Other State Programs	
Facility Safety Bond Grant	22,425.00
Food Services	86,020.00
Hygiene Products	2,330.27
Math and Science Supplements	7,457.02
Preschool Disability Services	73,829.70
Pupil Transportation - State Bonds	3,104.13
Vocational Education	102,805.57
Office of the State Treasurer	
Public School Employees Retirement	63,901.00
CONTRACT	
Human Resources, Georgia Department of	
Family Connections	52,476.71
	\$ 24,523,636.63

(This page left intentionally blank)

JEFF DAVIS COUNTY BOARD OF EDUCATION  
SCHEDULE OF APPROVED LOCAL OPTION SALES TAX PROJECTS  
YEAR ENDED JUNE 30, 2023

SCHEDULE "10"

<u>PROJECT</u>	<u>ORIGINAL ESTIMATED COST (1)</u>	<u>CURRENT ESTIMATED COSTS (2)</u>	<u>ESTIMATED COMPLETION DATE</u>
Renovation of tennis courts at Jeff Davis High School, track improvements at Jeff Davis Middle School, covered walkways at Jeff Davis Primary School, and roof replacement and covered walkways at Jeff Davis Pre-Kindergarten;	\$ 750,000.00	\$ 162,310.28	12/1/2023
Technology and instruction improvements, including electronic textbooks, computers, interactive boards, document cameras, projectors, auditory amplifiers, intercoms, and other hardware and software;	-	137,638.11	12/1/2023
Maintenance and transportation improvements, including new school buses, maintenance and transportation vehicles and equipment, safety and security equipment including cameras and access controllers;	370,738.36	153,499.32	12/1/2023
Athletic facilities, including weightlifting and fitness equipment and track and field equipment;	-	954,922.54	12/1/2023
Improvements to other school district facilities, including HVAC systems and paving, and acquiring real and personal property necessary or to have used for any of the foregoing purposes;	4,511,083.31	8,225,340.31	12/1/2023
Retiring, at a maximum amount of \$3,585,300.00 previously incurred general obligation debt of the School District; and	3,585,300.00	2,983,393.75	12/1/2023
Issuance of general obligation debt in the principal amount of \$2,500,000.00 for above capital outlay purposes and for the payment of capitalized interest on such debt.	<u>282,878.33</u>	<u>877,376.39</u>	12/1/2023
Total	<u>\$ 9,500,000.00</u>	<u>\$ 13,494,480.70</u>	

JEFF DAVIS COUNTY BOARD OF EDUCATION  
 SCHEDULE OF APPROVED LOCAL OPTION SALES TAX PROJECTS  
 YEAR ENDED JUNE 30, 2023

SCHEDULE "10"

<u>PROJECT</u>	<u>AMOUNT EXPENDED IN CURRENT YEAR (3)</u>	<u>AMOUNT EXPENDED IN PRIOR YEARS (3)</u>	<u>TOTAL COMPLETION COST</u>	<u>EXCESS PROCEEDS NOT EXPENDED</u>
Renovation of tennis courts at Jeff Davis High School, track improvements at Jeff Davis Middle School, covered walkways at Jeff Davis Primary School, and roof replacement and covered walkways at Jeff Davis Pre-Kindergarten;	\$ -	\$ 162,310.28	\$ -	\$ -
Technology and instruction improvements, including electronic textbooks, computers, interactive boards, document cameras, projectors, auditory amplifiers, intercoms, and other hardware and software;	-	137,638.11	-	-
Maintenance and transportation improvements, including new school buses, maintenance and transportation vehicles and equipment, safety and security equipment including cameras and access controllers;	6,223.92	147,275.40	-	-
Athletic facilities, including weightlifting and fitness equipment and track and field equipment;	67,730.00	887,192.54	-	-
Improvements to other school district facilities, including HVAC systems and paving, and acquiring real and personal property necessary or to have used for any of the foregoing purposes;	2,216,554.81	6,008,785.50	-	-
Retiring, at a maximum amount of \$3,585,300.00 previously incurred general obligation debt of the School District; and	700,750.00	2,282,643.75	-	-
Issuance of general obligation debt in the principal amount of \$2,500,000.00 for above capital outlay purposes and for the payment of capitalized interest on such debt.	<u>541,000.00</u>	<u>336,376.39</u>	<u>-</u>	<u>-</u>
<b>Total</b>	<b>\$ <u><u>3,532,258.73</u></u></b>	<b>\$ <u><u>9,962,221.97</u></u></b>	<b>\$ <u><u>-</u></u></b>	<b>\$ <u><u>-</u></u></b>

- (1) The School District's original cost estimate as specified in the resolution calling for the imposition of the Local Option Sales Tax.
- (2) The School District's current estimate of total cost for the projects. Includes all cost from project inception to completion.
- (3) The voters of Jeff Davis County approved the imposition of a 1% sales tax to fund the above projects and retire associated debt. Amounts expended for these projects may include sales tax proceeds, state, local property taxes and/or other funds over the life of the projects.

## **Section II**

### **Compliance and Internal Control Reports**



# DOAA

Georgia Department  
of Audits & Accounts

**Greg S. Griffin**  
State Auditor

INDEPENDENT AUDITOR'S REPORT ON INTERNAL CONTROL OVER FINANCIAL REPORTING AND ON COMPLIANCE  
AND OTHER MATTERS BASED ON AN AUDIT OF FINANCIAL STATEMENTS PERFORMED IN ACCORDANCE WITH  
*GOVERNMENT AUDITING STANDARDS*

The Honorable Brian P. Kemp, Governor of Georgia  
Members of the General Assembly of the State of Georgia  
Members of the State Board of Education  
and  
Dr. Chris Roppe, Superintendent and Members of the  
Jeff Davis County Board of Education

We have audited the financial statements of the governmental activities and each major fund of the Jeff Davis County Board of Education (School District) as of and for the year ended June 30, 2023, and the related notes to the financial statements, which collectively comprise the School District's basic financial statements, and have issued our report thereon dated October 29, 2024. We conducted our audit in accordance with the auditing standards generally accepted in the United States of America (GAAS) and the standards applicable to financial audits contained in *Government Auditing Standards* issued by the Comptroller General of the United States.

## Report on Internal Control Over Financial Reporting

In planning and performing our audit of the financial statements, we considered the School District's internal control over financial reporting (internal control) as a basis for designing audit procedures that are appropriate in the circumstances for the purpose of expressing our opinions on the basic financial statements, but not for the purpose of expressing an opinion on the effectiveness of the School District's internal control. Accordingly, we do not express an opinion on the effectiveness of the School District's internal control.

A *deficiency in internal control* exists when the design or operation of a control does not allow management or employees, in the normal course of performing their assigned functions, to prevent, or detect and correct, misstatements on a timely basis. A *material weakness* is a deficiency, or a combination of deficiencies, in internal control, such that there is a reasonable possibility that a material misstatement of the School District's financial statements will not be prevented, or detected and corrected, on a timely basis. A *significant deficiency* is a deficiency, or a combination of deficiencies, in internal control that is less severe than a material weakness, yet important enough to merit attention by those charged with governance.

Our consideration of internal control was for the limited purpose described in the first paragraph of this section and was not designed to identify all deficiencies in internal control that might be material weaknesses or significant deficiencies and therefore, material weaknesses or significant deficiencies may exist that were not identified. Given these limitations, during our audit we did not identify any



deficiencies in internal control that we consider to be material weaknesses. We did identify certain deficiencies in internal control, described in the accompanying *Schedule of Findings and Questioned Costs* in findings FS 2023-001 and FS 2023-002 that we consider to be significant deficiencies.

## Report on Compliance and Other Matters

As part of obtaining reasonable assurance about whether the School District's financial statements are free from material misstatement, we performed tests of its compliance with certain provisions of laws, regulations, contracts, and grant agreements, noncompliance with which could have a direct and material effect on the financial statements. However, providing an opinion on compliance with those provisions was not an objective of our audit, and accordingly, we do not express such an opinion. The results of our tests disclosed no instances of noncompliance or other matters that are required to be reported under *Government Auditing Standards*.

## School District's Response to Findings

*Government Auditing Standards* requires the auditor to perform limited procedures on the School District's response to the findings identified in our audit and described in the accompanying *Schedule of Findings and Questioned Costs*. The School District's response was not subjected to the other auditing procedures applied in the audit of the financial statements and, accordingly, we express no opinion on the response.

## Purpose of this Report

The purpose of this report is solely to describe the scope of our testing of internal control and compliance and the results of that testing, and not to provide an opinion on the effectiveness of the School District's internal control or on compliance. This report is an integral part of an audit performed in accordance with *Government Auditing Standards* in considering the School District's internal control and compliance. Accordingly, this communication is not suitable for any other purpose.

Respectfully submitted,



Greg S. Griffin  
State Auditor

October 29, 2024



# DOAA

Georgia Department  
of Audits & Accounts

**Greg S. Griffin**  
State Auditor

## INDEPENDENT AUDITOR'S REPORT ON COMPLIANCE FOR EACH MAJOR FEDERAL PROGRAM AND ON INTERNAL CONTROL OVER COMPLIANCE REQUIRED BY THE UNIFORM GUIDANCE

The Honorable Brian P. Kemp, Governor of Georgia  
Members of the General Assembly of the State of Georgia  
Members of the State Board of Education  
and  
Dr. Chris Roppe, Superintendent and Members of the  
Jeff Davis County Board of Education

### Report on Compliance for Each Major Federal Program

#### ***Opinion on Each Major Federal Program***

We have audited the Jeff Davis County Board of Education's (School District) compliance with the types of compliance requirements identified as subject to audit in the *OMB Compliance Supplement* that could have a direct and material effect on each of the School District's major federal programs for the year ended June 30, 2023. The School District's major federal programs are identified in the *Summary of Auditor's Results* section of the accompanying *Schedule of Findings and Questioned Costs*.

In our opinion, the School District complied, in all material respects, with the compliance requirements referred to above that could have a direct and material effect on each of its major federal programs for the year ended June 30, 2023.

#### ***Basis for Opinion on Each Major Federal Program***

We conducted our audit of compliance in accordance with auditing standards generally accepted in the United States of America (GAAS); the standards applicable to financial audits contained in *Government Auditing Standards* issued by the Comptroller General of the United States; and the audit requirements of Title 2 U.S. Code of Federal Regulations Part 200, Uniform Administrative Requirements, Cost Principles, and Audit Requirements for Federal Awards (Uniform Guidance). Our responsibilities under those standards and the Uniform Guidance are further described in the Auditor's Responsibilities for the Audit of Compliance section of our report.

We are required to be independent of the School District and to meet our other ethical responsibilities, in accordance with relevant ethical requirements relating to our audit. We believe that the audit evidence we have obtained is sufficient and appropriate to provide a basis for our opinion on compliance for each major federal program. Our audit does not provide a legal determination of the School District's compliance with the compliance requirements referred to above.

## ***Responsibilities of Management for Compliance***

Management is responsible for compliance with the requirements referred to above and for the design, implementation, and maintenance of effective internal control over compliance with the requirements of laws, statutes, regulations, rules and provisions of contracts or grant agreements applicable to the School District's federal programs.

## ***Auditor's Responsibilities for the Audit of Compliance***

Our objectives are to obtain reasonable assurance about whether material noncompliance with the compliance requirements referred to above occurred, whether due to fraud or error, and express an opinion on the School District's compliance based on our audit. Reasonable assurance is a high level of assurance but is not absolute assurance and therefore is not a guarantee that an audit conducted in accordance with GAAS, *Government Auditing Standards*, and the Uniform Guidance will always detect material noncompliance when it exists. The risk of not detecting material noncompliance resulting from fraud is higher than for that resulting from error, as fraud may involve collusion, forgery, intentional omissions, misrepresentations, or the override of internal control. Noncompliance with the compliance requirements referred to above is considered material, if there is a substantial likelihood that, individually or in the aggregate, it would influence the judgment made by a reasonable user of the report on compliance about the School District's compliance with the requirements of each major federal program as a whole.

In performing an audit in accordance with GAAS, *Government Auditing Standards*, and the Uniform Guidance, we:

- Exercise professional judgment and maintain professional skepticism throughout the audit.
- Identify and assess the risks of material noncompliance, whether due to fraud or error, and design and perform audit procedures responsive to those risks. Such procedures include examining, on a test basis, evidence regarding the School District's compliance with the compliance requirements referred to above and performing such other procedures as we considered necessary in the circumstances.
- Obtain an understanding of the School District's internal control over compliance relevant to the audit in order to design audit procedures that are appropriate in the circumstances and to test and report on internal control over compliance in accordance with the Uniform Guidance, but not for the purpose of expressing an opinion on the effectiveness of the School District's internal control over compliance. Accordingly, no such opinion is expressed.

We are required to communicate with those charged with governance regarding, among other matters, the planned scope and timing of the audit and any significant deficiencies and material weaknesses in internal control over compliance that we identified during the audit.

## **Report on Internal Control over Compliance**

*A deficiency in internal control over compliance* exists when the design or operation of a control over compliance does not allow management or employees, in the normal course of performing their assigned functions, to prevent, or detect and correct, noncompliance with a type of compliance requirement of a federal program on a timely basis. A *material weakness in internal control over compliance* is a deficiency, or a combination of deficiencies, in internal control over compliance, such that there is a reasonable possibility that material noncompliance with a type of compliance

requirement of a federal program will not be prevented, or detected and corrected, on a timely basis. A *significant deficiency in internal control over compliance* is a deficiency, or a combination of deficiencies, in internal control over compliance with a type of compliance requirement of a federal program that is less severe than a material weakness in internal control over compliance, yet important enough to merit attention by those charged with governance.

Our consideration of internal control over compliance was for the limited purpose described in the Auditor's Responsibilities for the Audit of Compliance section above and was not designed to identify all deficiencies in internal control over compliance that might be material weaknesses or significant deficiencies in internal control over compliance. Given these limitations, during our audit we did not identify any deficiencies in internal control over compliance that we consider to be material weaknesses, as defined above. However, material weaknesses or significant deficiencies in internal control over compliance may exist that were not identified.

Our audit was not designed for the purpose of expressing an opinion on the effectiveness of internal control over compliance. Accordingly, no such opinion is expressed.

The purpose of this report on internal control over compliance is solely to describe the scope of our testing of internal control over compliance and the results of that testing based on the requirements of the Uniform Guidance. Accordingly, this report is not suitable for any other purpose.

Respectfully submitted,

A handwritten signature in black ink, appearing to read "Greg S. Griffin". The signature is written in a cursive style with a horizontal line at the end.

Greg S. Griffin  
State Auditor

October 29, 2024

### **Section III**

#### **Auditee's Response to Prior Year Findings and Questioned Costs**

**JEFF DAVIS COUNTY BOARD OF EDUCATION  
AUDITEE'S RESPONSE  
SUMMARY SCHEDULE OF PRIOR AUDIT FINDINGS  
YEAR ENDED JUNE 30, 2023**

**PRIOR YEAR FINANCIAL STATEMENT FINDINGS**

No matters were reported.

**PRIOR YEAR FEDERAL AWARD FINDINGS AND QUESTIONED COSTS**

**FA 2022-001**

**Awarding Agency:**

**Pass-Through Entity:**

**Finding Status:**

**Strengthen Controls over Expenditures**

U.S. Federal Communications Commission

U.S. Department of Education

Georgia Department of Education

Previously Reported Corrective Action Implemented

## Section IV

### Findings and Questioned Costs

JEFF DAVIS COUNTY BOARD OF EDUCATION  
 SCHEDULE OF FINDINGS AND QUESTIONED COSTS  
 YEAR ENDED JUNE 30, 2023

**I SUMMARY OF AUDITOR'S RESULTS**

**Financial Statements**

Type of auditor's report issued:	
Governmental Activities and Each Major Fund	Unmodified
Internal control over financial reporting:	
▪ Material weakness(es) identified?	No
▪ Significant deficiency(ies) identified?	Yes
Noncompliance material to financial statements noted:	No

**Federal Awards**

Internal control over major programs:	
▪ Material weakness(es) identified?	No
▪ Significant deficiency(ies) identified?	None Reported

Type of auditor's report issued on compliance for major programs:	
All major programs	Unmodified

Any audit findings disclosed that are required to be reported in accordance with 2 CFR 200.516(a)?	No
--	----

Identification of major programs:

<u>Assistance Listing Number</u>	<u>Assistance Listing Program or Cluster Title</u>
10.553, 10.555	Child Nutrition Cluster
84.425	Education Stabilization Fund

Dollar threshold used to distinguish between Type A and Type B programs:	\$750,000.00
Auditee qualified as low-risk auditee?	No



JEFF DAVIS COUNTY BOARD OF EDUCATION  
SCHEDULE OF FINDINGS AND QUESTIONED COSTS  
YEAR ENDED JUNE 30, 2023

**II FINANCIAL STATEMENT FINDINGS**

**FS 2023-001**

**Internal Controls over Financial Reporting**

**Internal Control Impact:**

**Significant Deficiency**

**Description:**

The School District did not have adequate internal controls in place over the financial statement reporting process.

**Criteria:**

Management is responsible for having adequate controls over the preparation of financial statements in accordance with generally accepted accounting principles (GAAP). The School District's internal controls over GAAP financial reporting should include adequately trained personnel with the knowledge, skills, and experience to prepare GAAP based financial statements and include all disclosures as required by the Governmental Accounting Standards Board (GASB).

GASB Statement No. 34, *Basic Financial Statements – Management's Discussion and Analysis – for State and Local Governments* (Statement), requires governments to present government-wide and fund financial statements as well as a summary reconciliation of the (a) total governmental fund balances to the net position of governmental activities in the Statement of Net Position, and (b) total change in governmental fund balances to the change in the net position of governmental activities in the Statement of Activities. In addition, the statement requires information about the government's major and nonmajor funds in the aggregate to be provided in the fund financial statements.

Chapter II - 2 *Annual Financial Reporting of the Financial Management for Georgia Local Units of Administration* provides that School Districts must prepare their financial statements in accordance with generally accepted accounting principles.

**Condition:**

- An audit adjustment totaling \$118,450.00 was proposed and accepted by the School District to record prepaid assets in the capital projects fund and government-wide financial statements.
- An audit adjustment totaling \$1,084,910.00 was proposed and accepted by the School District to correctly report accounts receivable state and unavailable GSFIC funds in the capital projects fund.
- A reclassification adjustment totaling \$252,422.19 was proposed and accepted by the School District to reclassify contracts payable from accounts payable in the capital projects fund and government-wide financial statements.
- An audit adjustment totaling \$1,177,688.08 was proposed and accepted by the School District to correctly record unearned revenue associated with the EPA clean bus rebate program in the general fund and government-wide financial statements.
- An audit adjustment totaling \$605,542.00 was proposed and accepted by the School District to correctly record deferred outflows of resources related to other post-employment benefits (OPEB).
- An audit adjustment totaling \$339,100.00 was proposed and accepted by the School District to correctly record deferred inflows of resources related to other post-employment benefits (OPEB).

**JEFF DAVIS COUNTY BOARD OF EDUCATION  
SCHEDULE OF FINDINGS AND QUESTIONED COSTS  
YEAR ENDED JUNE 30, 2023**

- A reclassification adjustment was proposed and accepted by the School District to reclassify net position categories on the government-wide financial statements. Unrestricted was overstated by \$3,203,760.97, restricted capital projects was overstated by \$515,727.51, restricted debt service was understated by \$1,241,100.00, net investment in capital assets was understated by \$1,307,765.87 and restricted for continuation of federal programs was understated by \$1,170,622.61.
- The Notes to the Basic Financial Statements were incomplete as submitted for audit.
- Other audit adjustments were proposed by the auditors and accepted by the School District to properly present the financial statements, note disclosures and supplementary information.

**Cause:**

In discussing these issues with the School District, they indicated the errors occurred due to oversight in preparing the financial statements.

**Effect:**

Significant misstatements were included in the financial statements presented for audit. The lack of controls and monitoring over the financial statement process could impact the reporting of the School District's financial position and results of operations.

**Recommendation:**

The School District should strengthen their internal controls and review procedures over the financial reporting process to ensure that the financial statements presented for audit are complete and accurate. These procedures should be performed by a properly trained individual possessing a thorough understanding of the applicable GAAP statements, GASB pronouncements and the School District's operations. The School District should also consider implementing the use of a review checklist to assist in the review process over the financial statements.

**Views of Responsible Officials:**

We concur with this finding.

**FS 2023-002**

**Internal Control Procedures**

**Internal Control Impact:**

**Significant Deficiency**

**Description:**

The accounting procedures of the School District were insufficient to provide adequate internal controls over multiple control categories.

**Criteria:**

The School District's management is responsible for designing and maintaining internal controls that provide reasonable assurance that transactions are processed according to established procedures.

JEFF DAVIS COUNTY BOARD OF EDUCATION  
SCHEDULE OF FINDINGS AND QUESTIONED COSTS  
YEAR ENDED JUNE 30, 2023

**Condition:**

The auditor noted the following inadequate controls and deficiencies at the central office.

Cash and Cash Equivalents

- The general operating account reconciliation has immaterial adjustments and reconciling items over one year old.
- Four bank reconciliations were not performed and/or reviewed timely, which best practice has determined to be within 45 days.
  - One bank account had no evidence that the reconciliation was performed.
  - One bank account had no evidence of review.
  - Two bank accounts were reviewed after 67 days.
- The general operating account reconciliation has a variance from the financial statements in the amount of \$2,670.88.
- Two closed bank accounts remain on the general ledger with a total balance of \$888.94.
- Two bank accounts with a total balance of \$1,913.19 are not recorded on the general ledger or financial statements.
- Journal entries related to cash during financial statement preparation were not reflected in the general ledger or on bank reconciliations. As a result, there is a variance of \$29,505.04 when comparing the financial statements to bank reconciliations and general ledger.

Capital Assets

- The School District has not performed a physical inventory within the past two years as required.
- The useful life of intangible assets is not supported by a Board approved capital asset policy.
- Land improvement assets are on the capital asset listing using an incorrect useful life. The School District's capital asset policy states that land improvements should be depreciated for 15 to 80 years; however, land improvement line items were depreciated using a useful life of 10 years.
- A fully depreciated truck that was sold is still on the capital asset listing.
- Five current year equipment items with a total cost of \$139,559.52 were not properly capitalized.
- The Elementary School project contractor was overpaid by \$9,149.96.
- A ball field irrigation system completed in prior year, in the amount of \$35,805.72, was not added to the capital asset listing.

**Cause:**

In discussing these deficiencies with the School District, it was determined these errors were caused due to not following established internal control policies and procedures.

**Effect:**

Without following established satisfactory accounting controls and procedures, the School District could place itself in a position where potential misappropriation of assets could occur. In addition, lack of proper controls and failure to follow the established procedures impacts its reporting and financial position and results of operations.

**Recommendation:**

The School District should review accounting procedures in place and design and implement procedures relative to the above control categories to strengthen the internal controls over the accounting functions.

JEFF DAVIS COUNTY BOARD OF EDUCATION  
SCHEDULE OF FINDINGS AND QUESTIONED COSTS  
YEAR ENDED JUNE 30, 2023

**Views of Responsible Officials:**

We concur with this finding.

**III FEDERAL AWARD FINDINGS AND QUESTIONED COSTS**

No matters were reported.

## Section V

### Management's Corrective Action



**Jeff Davis Board of Education**  
“...a relentless pursuit of excellence”

Dr. Chris Roppe, Superintendent

Roger Ogilvie, Chairman  
Andy Ramay, Vice Chairman  
Larry Allen  
Greg Brantley  
John Girtman  
David Miller  
Shannon New

**CORRECTIVE ACTION PLANS - FINANCIAL STATEMENT FINDINGS**

FS 2023-001 Internal Controls over Financial Reporting

Internal Control Impact: Significant Deficiency

**Description:**

The School District did not have adequate internal controls in place over the financial statement reporting process.

**Corrective Action Plans:**



Jeff Davis County Schools has experienced changes in key personnel in the areas of finance and federal programs. Additional training has occurred, and our staff will continue to seek consistent professional learning to maintain improvement in all areas. The CFO will utilize checklists provided by GaDOE Financial Review and DOAA for monthly processes, year end processes, and financial statement preparation. In addition, Jeff Davis County Schools has contracted with a financial statement preparer for the preparation of the FY24 financial statements.

Estimated Completion Date: 12/31/2024

Contact Person: Joshua Worth, CFO

Telephone: 912-699-7030

Email: [joshua.worth@jeff-davis.k12.ga.us](mailto:joshua.worth@jeff-davis.k12.ga.us)

 10/22/24  
 10/22/24

-----  
Dr. Chris Roppe, Superintendent

Jeff Davis County Schools



**Jeff Davis Board of Education**  
"...a relentless pursuit of excellence"

Dr. Chris Roppe, Superintendent

Roger Ogilvie, Chairman  
Andy Ramay, Vice Chairman  
Larry Allen  
Greg Brantley  
John Girtman  
David Miller  
Shannon New

**CORRECTIVE ACTION PLANS - FINANCIAL STATEMENT FINDINGS**

FS 2023-002 Internal Control Procedures

Internal Control Impact: Significant Deficiency

**Description:**

The accounting procedures of the School District were insufficient to provide adequate internal controls over multiple control categories.

**Corrective Action Plans:**



Oversight in the implementation of controls led to this finding. Additional training has occurred, and our staff will continue to seek consistent professional learning to maintain improvement in all areas. We will ensure that all assets are reviewed and recorded properly. On a yearly basis, an inventory will be completed to ensure assets are recorded and disposed of in the proper manner. Cash procedures will be reviewed and revised to ensure that staff perform, review, and properly document the monthly bank and ledger reconciliations within 45 days for all accounts.

Estimated Completion Date: 6/30/2025

Contact Person: Joshua Worth, CFO

Telephone: 912-699-7030

Email: [joshua.worth@jeff-davis.k12.ga.us](mailto:joshua.worth@jeff-davis.k12.ga.us)

 10/22/24  
 10/22/24

---

Dr. Chris Roppe, Superintendent

Jeff Davis County Schools