



City of Commerce Board of Education-
Jackson County, GA
Annual Financial Report
For the Fiscal Year Ended
June 30, 2023
(Including Independent Auditor's Reports)

City of Commerce Board of Education

Table of Contents

Section I

Financial

Independent Auditor's Report

Exhibits

Basic Financial Statements

Government-Wide Financial Statements

A	Statement of Net Position	1
B	Statement of Activities	2

Fund Financial Statements

C	Balance Sheet	
	Governmental Funds	3
D	Reconciliation of the Governmental Funds Balance Sheet to the Statement of Net Position	4
E	Statement of Revenues, Expenditures and Changes in Fund Balances Governmental Funds	5
F	Reconciliation of the Governmental Funds Statement of Revenues, Expenditures and Changes in Fund Balances to the Statement of Activities	6
G	Statement of Fiduciary Net Position Fiduciary Funds	7
H	Statement of Changes in Fiduciary Net Position Fiduciary Funds	8
I	Notes to the Basic Financial Statements	10

Schedules

Required Supplementary Information

1	Schedule of Proportionate Share of the Net Pension Liability Teachers Retirement System of Georgia	39
2	Schedule of Contributions – Teachers Retirement System of Georgia	40
3	Schedule of Proportionate Share of the Net Pension Liability Public School Employees Retirement System of Georgia	41
4	Schedule of Proportionate Share of the Net OPEB Liability School OPEB Fund	42
5	Schedule of Contributions – School OPEB Fund	43
6	Notes to the Required Supplementary Information	44
7	Schedule of Revenues, Expenditures and Changes in Fund Balances - Budget and Actual General Fund	45

Supplementary Information

8	Schedule of Expenditures of Federal Awards	46
9	Schedule of State Revenue	48
10	Schedule of Approved Local Option Sales Tax Projects	50

Section II

Compliance and Internal Control Reports

Independent Auditor's Report on Internal Control Over Financial Reporting and on Compliance and Other Matters Based on an Audit of Financial Statements Performed in Accordance with *Government Auditing Standards*

Independent Auditor's Report on Compliance for Each Major Federal Program and on Internal Control Over Compliance Required by the Uniform Guidance

Section III

Auditee's Response to Prior Year Findings and Questioned Costs

Summary Schedule of Prior Audit Findings

Section IV

Findings and Questioned Costs

Schedule of Findings and Questioned Costs

Section V

Management's Corrective Action for Current Year Findings

Schedule of Management's Corrective Action

Section I

Financial



INDEPENDENT AUDITOR'S REPORT

The Honorable Brian P. Kemp, Governor of Georgia
Members of the General Assembly of the State of Georgia
Members of the State Board of Education
and
Mr. Billy Kirk, Superintendent and Members of the
City of Commerce Board of Education

Report on the Audit of the Financial Statements

Opinions

We have audited the accompanying financial statements of the governmental activities, each major fund, and fiduciary activities of the City of Commerce Board of Education (School District) as of and for the year ended June 30, 2023, and the related notes to the financial statements, which collectively comprise the School District's basic financial statements as listed in the table of contents.

In our opinion, the financial statements referred to above present fairly, in all material respects, the respective financial position of the governmental activities, each major fund, and fiduciary activities of the School District as of June 30, 2023, and the respective changes in financial position for the year then ended in accordance with accounting principles generally accepted in the United States of America.

Basis for Opinions

We conducted our audit in accordance with auditing standards generally accepted in the United States of America (GAAS) and the standards applicable to financial audits contained in *Government Auditing Standards* issued by the Comptroller General of the United States. Our responsibilities under those standards are further described in the Auditor's Responsibilities for the Audit of the Financial Statements section of our report.

We are required to be independent of the School District and to meet our other ethical responsibilities, in accordance with the relevant ethical requirements relating to our audit. We believe that the audit evidence we have obtained is sufficient and appropriate to provide a basis for our audit opinions.

Responsibilities of Management for the Financial Statements

Management is responsible for the preparation and fair presentation of the financial statements in accordance with accounting principles generally accepted in the United States of America, and for the design, implementation, and maintenance of internal control relevant to the preparation and fair presentation of financial statements that are free from material misstatement, whether due to fraud or error.

In preparing the financial statements, management is required to evaluate whether there are conditions or events, considered in the aggregate, that raise substantial doubt about the School District's ability to continue as a going concern for twelve months beyond the financial statement date, including any currently known information that may raise substantial doubt shortly thereafter.

Auditor's Responsibilities for the Audit of the Financial Statements

Our objectives are to obtain reasonable assurance about whether the financial statements as a whole are free from material misstatement, whether due to fraud or error, and to issue an auditor's report that includes our opinions. Reasonable assurance is a high level of assurance but is not absolute assurance and therefore is not a guarantee that an audit conducted in accordance with GAAS and *Government Auditing Standards* will always detect a material misstatement when it exists. The risk of not detecting a material misstatement resulting from fraud is higher than for one resulting from error, as fraud may involve collusion, forgery, intentional omissions, misrepresentations, or the override of internal control. Misstatements are considered material if there is a substantial likelihood that, individually or in the aggregate, they would influence the judgment made by a reasonable user based on the financial statements.

In performing an audit in accordance with GAAS and *Government Auditing Standards*, we:

- Exercise professional judgment and maintain professional skepticism throughout the audit.
- Identify and assess the risks of material misstatement of the financial statements, whether due to fraud or error, and design and perform audit procedures responsive to those risks. Such procedures include examining, on a test basis, evidence regarding the amounts and disclosures in the financial statements.
- Obtain an understanding of internal control relevant to the audit in order to design audit procedures that are appropriate in the circumstances, but not for the purpose of expressing an opinion on the effectiveness of the School District's internal control. Accordingly, no such opinion is expressed.
- Evaluate the appropriateness of accounting policies used and the reasonableness of significant accounting estimates made by management, as well as evaluate the overall presentation of the financial statements.
- Conclude whether, in our judgment, there are conditions or events, considered in the aggregate, that raise substantial doubt about the School District's ability to continue as a going concern for a reasonable period of time.

We are required to communicate with those charged with governance regarding, among other matters, the planned scope and timing of the audit, significant audit findings, and certain internal control related matters that we identified during the audit.

Required Supplementary Information

Management has omitted the Management's Discussion and Analysis that accounting principles generally accepted in the United States of America require to be presented to supplement the basic financial statements. Such missing information, although not a part of the basic financial statements, is required by the Governmental Accounting Standards Board who considers it to be an essential part of

financial reporting for placing the basic financial statements in an appropriate operational, economic, or historical context. Our opinions on the basic financial statements are not affected by this missing information.

Accounting principles generally accepted in the United States of America require that the required supplementary information listed in the table of contents be presented to supplement the basic financial statements. Such information is the responsibility of management and, although not a part of the basic financial statements, is required by the Governmental Accounting Standards Board who considers it to be an essential part of financial reporting for placing the basic financial statements in an appropriate operational, economic, or historical context. We have applied certain limited procedures to the required supplementary information in accordance with GAAS, which consisted of inquiries of management about the methods of preparing the information and comparing the information for consistency with management's responses to our inquiries, the basic financial statements, and other knowledge we obtained during our audit of the basic financial statements. We do not express an opinion or provide any assurance on the information because the limited procedures do not provide us with sufficient appropriate evidence to express an opinion or provide any assurance.

Supplementary Information

Our audit was conducted for the purpose of forming opinions on the financial statements that collectively comprise the School District's basic financial statements. The accompanying supplementary information, as listed in the table of contents, is presented for the purposes of additional analysis and is not a required part of the basic financial statements. The *Schedule of Expenditures of Federal Awards* is presented for purposes of additional analysis as required by Title 2 U.S. *Code of Federal Regulations* (CFR) Part 200, *Uniform Administrative Requirements, Cost Principles, and Audit Requirements for Federal Awards*, and is also not a required part of the basic financial statements.

The supplementary information is the responsibility of management and was derived from and relates directly to the underlying accounting and other records used to prepare the basic financial statements. Such information has been subjected to the auditing procedures applied in the audit of the basic financial statements and certain additional procedures, including comparing and reconciling such information directly to the underlying accounting and other records used to prepare the basic financial statements or to the basic financial statements themselves, and other additional procedures in accordance with GAAS. In our opinion, the information is fairly stated, in all material respects, in relation to the basic financial statements as a whole.

Other Reporting Required by Government Auditing Standards

In accordance with *Government Auditing Standards*, we have also issued our report dated November 22, 2024 on our consideration of the School District's internal control over financial reporting and on our tests of its compliance with certain provisions of laws, regulations, contracts, and grant agreements and other matters. The purpose of that report is solely to describe the scope of our testing of internal control over financial reporting and compliance and the results of that testing, and not to provide an opinion on the effectiveness of the School District's internal control over financial reporting or on compliance. That report is an integral part of an audit performed in accordance with *Government Auditing Standards* in considering the School District's internal control over financial reporting and compliance.

A copy of this report has been filed as a permanent record and made available to the press of the State, as provided for by Official Code of Georgia Annotated section 50-6-24.

Respectfully submitted,

A handwritten signature in black ink, appearing to read "Greg S. Griffin". The signature is written in a cursive style with a horizontal line extending from the end.

Greg S. Griffin
State Auditor

November 22, 2024

City of Commerce Board of Education

CITY OF COMMERCE BOARD OF EDUCATION
STATEMENT OF NET POSITION
JUNE 30, 2023

EXHIBIT "A"

	<u>GOVERNMENTAL ACTIVITIES</u>
<u>ASSETS</u>	
Cash and Cash Equivalents	\$ 26,476,112.91
Accounts Receivable, Net	
Taxes	567,375.54
State Government	1,687,654.88
Federal Government	787,528.55
Inventories	45,423.41
Intangible Right-to-Use Assets (Net of Accumulated Amortization)	288,597.00
Capital Assets, Non-Depreciable	3,199,338.69
Capital Assets, Depreciable (Net of Accumulated Depreciation)	<u>27,536,958.37</u>
Total Assets	<u>60,588,989.35</u>
 <u>DEFERRED OUTFLOWS OF RESOURCES</u>	
Deferred Charge on Debt Refunding	403,223.83
Related to Defined Benefit Pension Plan	13,093,688.83
Related to OPEB Plan	<u>4,037,614.00</u>
Total Deferred Outflows of Resources	<u>17,534,526.66</u>
 <u>LIABILITIES</u>	
Accounts Payable	425,835.34
Salaries and Benefits Payable	2,468,663.18
Interest Payable	163,062.50
Net Pension Liability	24,917,663.00
Net OPEB Liability	10,178,887.00
Long-Term Liabilities	
Due Within One Year	1,677,920.78
Due in More Than One Year	<u>10,015,575.72</u>
Total Liabilities	<u>49,847,607.52</u>
 <u>DEFERRED INFLOWS OF RESOURCES</u>	
Related to Defined Benefit Pension Plan	397,807.00
Related to OPEB Plan	<u>6,059,305.00</u>
Total Deferred Inflows of Resources	<u>6,457,112.00</u>
 <u>NET POSITION</u>	
Net Investment in Capital Assets	19,734,621.39
Restricted for	
Continuation of Federal Programs	617,112.49
Debt Service	1,098,100.74
Capital Projects	4,163,270.14
Unrestricted (Deficit)	<u>(3,794,308.27)</u>
Total Net Position	<u>\$ 21,818,796.49</u>

CITY OF COMMERCE BOARD OF EDUCATION
STATEMENT OF ACTIVITIES
FOR THE YEAR ENDED JUNE 30, 2023

EXHIBIT "B"

	PROGRAM REVENUES			NET (EXPENSES)
EXPENSES	CHARGES FOR SERVICES	OPERATING GRANTS AND CONTRIBUTIONS	REVENUES AND CHANGES IN NET POSITION	
GOVERNMENTAL ACTIVITIES				
Instruction	\$ 17,042,548.37	\$ 147,771.06	\$ 12,436,272.57	\$ (4,458,504.74)
Support Services				
Pupil Services	1,557,110.78	-	854,692.48	(702,418.30)
Improvement of Instructional Services	888,106.95	-	372,287.69	(515,819.26)
Educational Media Services	454,087.50	-	264,753.00	(189,334.50)
General Administration	638,181.83	-	140,568.66	(497,613.17)
School Administration	1,537,510.33	-	674,181.00	(863,329.33)
Business Administration	184,982.28	-	39,583.03	(145,399.25)
Maintenance and Operation of Plant	1,888,238.95	-	525,423.93	(1,362,815.02)
Student Transportation Services	612,388.95	-	154,999.48	(457,389.47)
Central Support Services	-	-	-	-
Other Support Services	12,941.14	-	-	(12,941.14)
Operations of Non-Instructional Services				
Enterprise Operations	795,658.77	-	-	(795,658.77)
Community Services	-	-	-	-
Food Services	1,484,479.19	411,371.72	1,200,521.60	127,414.13
Interest on Long-Term Debt	500,130.50	-	-	(500,130.50)
Total Governmental Activities	\$ 27,596,365.54	\$ 559,142.78	\$ 16,663,283.44	(10,373,939.32)
General Revenues				
Taxes				
Property Taxes				
For Maintenance and Operations				17,401,295.76
For Debt Services				621,827.17
Sales Taxes				
Special Purpose Local Option Sales Tax				
For Capital Projects				2,668,369.37
Other Sales Tax				48,621.53
Grants and Contributions not Restricted to Specific Programs				2,623,020.00
Investment Earnings				565,780.65
Miscellaneous				1,047,841.72
Total General Revenues				24,976,756.20
Change in Net Position				14,602,816.88
Net Position - Beginning of Year				7,215,979.61
Net Position - End of Year				\$ 21,818,796.49

CITY OF COMMERCE BOARD OF EDUCATION
BALANCE SHEET
GOVERNMENTAL FUNDS
JUNE 30, 2023

EXHIBIT "C"

	GENERAL FUND	CAPITAL PROJECTS FUND	DEBT SERVICE FUND	TOTAL
<u>ASSETS</u>				
Cash and Cash Equivalents	\$ 20,909,389.58	\$ 5,223,047.94	\$ 343,675.39	\$ 26,476,112.91
Accounts Receivable, Net				
Taxes	300,126.50	253,815.80	13,433.24	567,375.54
State Government	1,687,654.88	-	-	1,687,654.88
Federal Government	787,528.55	-	-	787,528.55
Due from Other Funds	309,700.00	-	-	309,700.00
Inventories	45,423.41	-	-	45,423.41
	<u>24,039,822.92</u>	<u>5,476,863.74</u>	<u>357,108.63</u>	<u>29,873,795.29</u>
Total Assets	<u>\$ 24,039,822.92</u>	<u>\$ 5,476,863.74</u>	<u>\$ 357,108.63</u>	<u>\$ 29,873,795.29</u>
<u>LIABILITIES</u>				
Accounts Payable	\$ 325,996.35	\$ 99,838.99	\$ -	\$ 425,835.34
Salaries and Benefits Payable	2,468,663.18	-	-	2,468,663.18
Due to Other Funds	-	-	309,700.00	309,700.00
	<u>2,794,659.53</u>	<u>99,838.99</u>	<u>309,700.00</u>	<u>3,204,198.52</u>
Total Liabilities	<u>2,794,659.53</u>	<u>99,838.99</u>	<u>309,700.00</u>	<u>3,204,198.52</u>
<u>DEFERRED INFLOWS OF RESOURCES</u>				
Unavailable Revenue - Property Taxes	133,638.48	-	6,663.24	140,301.72
Unavailable Revenue - Federal Funds	20,980.43	-	-	20,980.43
	<u>154,618.91</u>	<u>-</u>	<u>6,663.24</u>	<u>161,282.15</u>
Total Deferred Inflows of Resources	<u>154,618.91</u>	<u>-</u>	<u>6,663.24</u>	<u>161,282.15</u>
<u>FUND BALANCES</u>				
Nonspendable	45,423.41	-	-	45,423.41
Restricted	571,689.08	5,377,024.75	40,745.39	5,989,459.22
Assigned	267,215.73	-	-	267,215.73
Unassigned	20,206,216.26	-	-	20,206,216.26
	<u>21,090,544.48</u>	<u>5,377,024.75</u>	<u>40,745.39</u>	<u>26,508,314.62</u>
Total Fund Balances	<u>21,090,544.48</u>	<u>5,377,024.75</u>	<u>40,745.39</u>	<u>26,508,314.62</u>
Total Liabilities, Deferred Inflows of Resources, and Fund Balances	<u>\$ 24,039,822.92</u>	<u>\$ 5,476,863.74</u>	<u>\$ 357,108.63</u>	<u>\$ 29,873,795.29</u>

CITY OF COMMERCE BOARD OF EDUCATION
 RECONCILIATION OF THE GOVERNMENTAL FUNDS BALANCE SHEET
 TO THE STATEMENT OF NET POSITION
 JUNE 30, 2023

EXHIBIT "D"

Total fund balances - governmental funds (Exhibit "C")	\$	26,508,314.62
Amounts reported for governmental activities in the Statement of Net Position are different because:		
Capital assets used in governmental activities are not financial resources and therefore are not reported in the funds.		
Land	\$	3,086,219.50
Construction in progress		113,119.19
Buildings and improvements		35,224,204.10
Equipment		3,480,928.76
Land improvements		2,809,460.17
Accumulated depreciation		<u>(13,977,634.66)</u>
		30,736,297.06
Right-to-use assets used in governmental activities are not financial resources and therefore are not reported in the funds.		
Leased machinery and equipment	\$	480,995.00
Accumulated amortization - Right-to-use assets		<u>(192,398.00)</u>
		288,597.00
Some liabilities are not due and payable in the current period and, therefore, are not reported in the funds.		
Net pension liability	\$	(24,917,663.00)
Net OPEB liability		<u>(10,178,887.00)</u>
		(35,096,550.00)
Deferred charges or credits on debt refundings are applicable to future periods and are therefore not reported in the funds and are amortized over the life of the new debt.		
		403,223.83
Deferred outflows and inflows of resources related to pensions/OPEB are applicable to future periods and, therefore, are not reported in the funds.		
Related to pensions	\$	12,695,881.83
Related to OPEB		<u>(2,021,691.00)</u>
		10,674,190.83
Taxes that are not available to pay for current period expenditures are deferred in the funds.		
		140,301.72
Grants that are not available to pay for current period expenditures are deferred in the funds.		
		20,980.43
Long-term liabilities, and related accrued interest, are not due and payable in the current period and therefore are not reported in the funds.		
Bonds payable	\$	(10,380,000.00)
Accrued interest payable		(163,062.50)
Lease liability payable		(288,500.94)
Unamortized bond premiums		<u>(1,024,995.56)</u>
		<u>(11,856,559.00)</u>
Net position of governmental activities (Exhibit "A")	\$	<u><u>21,818,796.49</u></u>

CITY OF COMMERCE BOARD OF EDUCATION
STATEMENT OF REVENUES, EXPENDITURES AND CHANGES IN FUND BALANCES
GOVERNMENTAL FUNDS
YEAR ENDED JUNE 30, 2023

EXHIBIT "E"

	GENERAL FUND	CAPITAL PROJECTS FUND	DEBT SERVICE FUND	TOTAL
REVENUES				
Property Taxes	\$ 17,353,298.44	\$ -	\$ 623,862.49	\$ 17,977,160.93
Sales Taxes	41,608.99	2,668,369.37	7,012.54	2,716,990.90
State Funds	15,550,517.75	-	-	15,550,517.75
Federal Funds	3,707,768.95	-	-	3,707,768.95
Charges for Services	559,142.78	-	-	559,142.78
Investment Earnings	419,560.75	137,530.09	8,689.81	565,780.65
Miscellaneous	1,047,841.72	-	-	1,047,841.72
Total Revenues	<u>38,679,739.38</u>	<u>2,805,899.46</u>	<u>639,564.84</u>	<u>42,125,203.68</u>
EXPENDITURES				
Current				
Instruction	14,706,179.65	290,217.04	-	14,996,396.69
Support Services				
Pupil Services	1,480,813.46	-	-	1,480,813.46
Improvement of Instructional Services	841,727.38	-	-	841,727.38
Educational Media Services	420,675.78	-	-	420,675.78
General Administration	601,896.00	-	-	601,896.00
School Administration	1,459,495.16	-	-	1,459,495.16
Business Administration	169,088.25	-	-	169,088.25
Maintenance and Operation of Plant	1,893,652.68	51,060.60	-	1,944,713.28
Student Transportation Services	599,732.26	-	-	599,732.26
Central Support Services	-	-	-	-
Other Support Services	12,941.14	-	-	12,941.14
Enterprise Operations	795,658.77	-	-	795,658.77
Community Services	-	-	-	-
Food Services Operation	1,459,188.73	-	-	1,459,188.73
Capital Outlay	921,797.07	670,262.61	-	1,592,059.68
Debt Services				
Principal	-	91,947.96	1,325,000.00	1,416,947.96
Dues and Fees	-	-	4,046.25	4,046.25
Interest	-	8,598.14	414,500.00	423,098.14
Total Expenditures	<u>25,362,846.33</u>	<u>1,112,086.35</u>	<u>1,743,546.25</u>	<u>28,218,478.93</u>
Revenues over (under) Expenditures	<u>13,316,893.05</u>	<u>1,693,813.11</u>	<u>(1,103,981.41)</u>	<u>13,906,724.75</u>
OTHER FINANCING SOURCES (USES)				
Transfers In	-	916,475.38	311,448.06	1,227,923.44
Transfers Out	(1,227,923.44)	-	-	(1,227,923.44)
Total Other Financing Sources (Uses)	<u>(1,227,923.44)</u>	<u>916,475.38</u>	<u>311,448.06</u>	<u>-</u>
Net Change in Fund Balances	12,088,969.61	2,610,288.49	(792,533.35)	13,906,724.75
Fund Balances - Beginning	<u>9,001,574.87</u>	<u>2,766,736.26</u>	<u>833,278.74</u>	<u>12,601,589.87</u>
Fund Balances - Ending	<u>\$ 21,090,544.48</u>	<u>\$ 5,377,024.75</u>	<u>\$ 40,745.39</u>	<u>\$ 26,508,314.62</u>

CITY OF COMMERCE BOARD OF EDUCATION
 RECONCILIATION OF THE GOVERNMENTAL FUNDS STATEMENT OF
 REVENUES, EXPENDITURES AND CHANGES IN FUND BALANCES
 TO THE STATEMENT OF ACTIVITIES
 JUNE 30, 2023

EXHIBIT "F"

Net change in fund balances total governmental funds (Exhibit "E")	\$	13,906,724.75
Amounts reported for governmental activities in the Statement of Activities are different because:		
<p>Governmental funds report capital outlays as expenditures. However, in the Statement of Activities, the cost of capital assets is allocated over their estimated useful lives as depreciation expense and amortization expense.</p>		
Capital outlay	\$ 1,621,395.40	
Right-to-use outlay	368.00	
Depreciation expense	(881,047.64)	
Amortization Expense	<u>(132,319.58)</u>	608,396.18
<p>Taxes reported in the Statement of Activities that do not provide current financial resources are not reported as revenues in the funds.</p>		
		45,962.00
<p>Grants that are not available to pay for current period expenditures are deferred in the funds.</p>		
		20,980.43
<p>The issuance of long-term debt provides current financial resources to governmental funds, while the repayment of the principal of long-term debt consumes the current financial resources of governmental funds. Neither transaction, however, has any effect on net position. Also, governmental funds report the effect of premiums, discounts and the difference between the carrying value of refunded debt and the acquisition cost of refunded debt when debt is first issued. These amounts are deferred and amortized in the Statement of Activities.</p>		
Lease liability proceeds	\$ (367.90)	
Amortization of deferred charge on refunding of bonds	(88,143.99)	
Bond principal retirements	1,325,000.00	
Lease liability payments	91,947.96	
Amortization of bond premium	<u>202,824.44</u>	1,531,260.51
<p>District pension/OPEB contributions are reported as expenditures in the governmental funds when made. However, they are reported as deferred outflows of resources in the Statement of Net Position because the reported net pension/OPEB liability is measured a year before the District's report date. Pension/OPEB expense, which is the change in the net pension/OPEB liability adjusted for changes in deferred outflows and inflows of resources related to pensions/OPEB, is reported in the Statement of Activities.</p>		
Pension expense	\$ (1,819,215.05)	
OPEB expense	<u>293,550.00</u>	(1,525,665.05)
<p>Some items reported in the Statement of Activities do not require the use of current financial resources and therefore are not reported as expenditures in governmental funds.</p>		
Net decrease in accrued interest		<u>15,158.06</u>
Change in net position of governmental activities (Exhibit "B")	\$	<u><u>14,602,816.88</u></u>

CITY OF COMMERCE BOARD OF EDUCATION
STATEMENT OF FIDUCIARY NET POSITION
FIDUCIARY FUNDS
JUNE 30, 2023

EXHIBIT "G"

	<u>PRIVATE PURPOSE TRUSTS</u>
<u>ASSETS</u>	
Cash and Cash Equivalents	\$ <u><u>13,914.44</u></u>
<u>NET POSITION</u>	
Held in Trust for Private Purposes	\$ <u><u>13,914.44</u></u>

CITY OF COMMERCE BOARD OF EDUCATION
 STATEMENT OF CHANGES IN FIDUCIARY NET POSITION
 FIDUCIARY FUNDS
 YEAR ENDED JUNE 30, 2023

EXHIBIT "H"

	<u>PRIVATE PURPOSE TRUSTS</u>
<u>ADDITIONS</u>	
Investment Earnings	
Interest	\$ <u>7.52</u>
<u>DEDUCTIONS</u>	
Scholarships	<u>1,000.00</u>
Change in Net Position	(992.48)
Net Position - Beginning	<u>14,906.92</u>
Net Position - Ending	\$ <u><u>13,914.44</u></u>

(This page left intentionally blank)

NOTE 1: DESCRIPTION OF SCHOOL DISTRICT AND REPORTING ENTITY

Reporting Entity

The City of Commerce Board of Education (School District) was established under the laws of the State of Georgia and operates under the guidance of a board elected by the voters and a Superintendent appointed by the Board. The School District is organized as a separate legal entity and has the power to levy taxes and issue bonds. Its budget is not subject to approval by any other entity. Accordingly, the School District is a primary government and consists of all the organizations that compose its legal entity.

NOTE 2: SUMMARY OF SIGNIFICANT ACCOUNTING POLICIES

The accompanying financial statements of the School District have been prepared in conformity with generally accepted accounting principles (GAAP) as prescribed by the Governmental Accounting Standards Board (GASB). GASB is the accepted standard-setting body for governmental accounting and financial reporting principles. The most significant of the School District's accounting policies are described below.

Basis of Presentation

The School District's basic financial statements are collectively comprised of the government-wide financial statements, fund financial statements and notes to the basic financial statements. The government-wide statements focus on the School District as a whole, while the fund financial statements focus on major funds. Each presentation provides valuable information that can be analyzed and compared between years and between governments to enhance the information's usefulness.

Government-Wide Statements:

The Statement of Net Position and the Statement of Activities display information about the financial activities of the overall School District, except for fiduciary activities. Eliminations have been made to minimize the double counting of internal activities. Governmental activities generally are financed through taxes, intergovernmental revenues, and other nonexchange transactions.

The Statement of Net Position presents the School District's non-fiduciary assets, deferred outflows of resources, deferred inflows of resources and liabilities, with the difference reported as net position. Net position is reported in three categories as follows:

1. **Net investment in capital assets** consists of the School District's total investment in capital assets, net of accumulated depreciation, and reduced by outstanding debt obligations related to those capital assets. To the extent debt has been incurred but not yet expended for capital assets, such amounts are not included as a component of net investment in capital assets.
2. **Restricted net position** consists of resources for which the School District is legally or contractually obligated to spend in accordance with restrictions imposed by external third parties or imposed by law through constitutional provisions or enabling legislation.
3. **Unrestricted net position** consists of resources not meeting the definition of the two preceding categories. Unrestricted net position often has constraints on resources imposed by management which can be removed or modified.

The Statement of Activities presents a comparison between direct expenses and program revenues for each function of the School District's governmental activities.

CITY OF COMMERCE BOARD OF EDUCATION
NOTES TO THE BASIC FINANCIAL STATEMENTS
JUNE 30, 2023

EXHIBIT "I"

Direct expenses are those that are specifically associated with a program or function and, therefore, are clearly identifiable to a particular function. Indirect expenses (expenses of the School District related to the administration and support of the School District's programs, such as office and maintenance personnel and accounting) are not allocated to programs.

Program revenues include (a) charges paid by the recipients of goods or services offered by the programs and (b) grants and contributions that are restricted to meeting the operational or capital requirements of a particular program. Revenues that are not classified as program revenues, including all taxes, are presented as general revenues.

Fund Financial Statements

The fund financial statements provide information about the School District's funds, including fiduciary funds. Eliminations have been made to minimize the double counting of internal activities. Separate financial statements are presented for governmental and fiduciary funds. The emphasis of fund financial statements is on major governmental funds, each displayed in a separate column.

The School District reports the following major governmental funds:

- The general fund is the School District's primary operating fund. It accounts for and reports all financial resources not accounted for and reported in another fund.
- The capital projects fund accounts for and reports financial resources including Education Special Purpose Local Option Sales Tax (ESPLOST) that are restricted, committed or assigned for capital outlay expenditures, including the acquisition or construction of capital facilities and other capital assets.
- The debt service fund accounts for and reports financial resources that are restricted, committed, or assigned including taxes (property and sales) legally restricted for the payment of general long-term principal and interest.

The School District reports the following fiduciary fund type:

- Private purpose trust fund accounts for endowments, under which principal and income benefits graduating seniors of the City of Commerce Board of Education.

Basis of Accounting

The basis of accounting determines when transactions are reported on the financial statements. The government-wide and fiduciary fund financial statements are reported using the economic resources measurement focus and the accrual basis of accounting. Revenues are recorded when earned and expenses are recorded at the time liabilities are incurred, regardless of when the related cash flows take place. Nonexchange transactions, in which the School District gives (or receives) value without directly receiving (or giving) equal value in exchange, include property taxes, sales taxes and grants. On an accrual basis, revenue from property taxes is recognized in the fiscal year for which the taxes are levied. Revenue from sales taxes is recognized in the fiscal year in which the underlying transaction (sale) takes place. Revenue from grants is recognized in the fiscal year in which all eligibility requirements have been satisfied.

CITY OF COMMERCE BOARD OF EDUCATION
NOTES TO THE BASIC FINANCIAL STATEMENTS
JUNE 30, 2023

EXHIBIT "I"

The School District uses funds to report on its financial position and the results of its operations. Fund accounting is designed to demonstrate legal compliance and to aid financial management by segregating transactions related to certain governmental functions or activities. A fund is a separate accounting entity with a self-balancing set of accounts.

Governmental funds are reported using the current financial resources measurement focus and the modified accrual basis of accounting. Under this method, revenues are recognized when measurable and available. The School District considers certain revenues reported in the governmental funds to be available if they are collected within 60 days after year-end. The School District considers all intergovernmental revenues to be available if they are collected within 120 days after year-end. Property taxes, sales taxes and interest are considered to be susceptible to accrual. Expenditures are recorded when the related fund liability is incurred, except for principal and interest on general long-term debt, which are recognized as expenditures to the extent they have matured. Capital asset acquisitions are reported as expenditures in governmental funds. Proceeds of general long-term liabilities and acquisitions under leases are reported as other financing sources.

The School District funds certain programs by a combination of specific cost-reimbursement grants, categorical grants, and general revenues. Thus, when program costs are incurred, there are both restricted and unrestricted resources available to finance the program. It is the School District's policy to first apply grant resources to such programs, followed by cost-reimbursement grants, then general revenues.

New Accounting Pronouncements

In fiscal year 2023, the School District adopted Governmental Accounting Standards Board (GASB) Statement No. 96, *Subscription-Based Information Technology Arrangements*. This statement defines subscription-based information technology arrangements and provides uniform guidance for accounting and financial reporting for transactions that meet that definition. Under this statement, a government is required to recognize a subscription liability and an intangible right-to-use asset for contracts that meet the definition of a subscription-based information technology arrangement. The adoption of this statement did not have a material impact on the School District's financial statements.

Cash and Cash Equivalents

Cash and cash equivalents consist of cash on hand, demand deposits, investments in the State of Georgia local government investment pool (Georgia Fund 1) and short-term investments with original maturities of three months or less from the date of acquisition in authorized financial institutions. Official Code of Georgia Annotated (O.C.G.A.) §45-8-14 authorizes the School District to deposit its funds in one or more solvent banks, insured Federal savings and loan associations or insured chartered building and loan associations.

Investments

The School District can invest its funds as permitted by O.C.G.A. §36-83-4. In selecting among options for investment or among institutional bids for deposits, the highest rate of return shall be the objective, given equivalent conditions of safety and liquidity.

Investments made by the School District in nonparticipating interest-earning contracts (such as certificates of deposit) and repurchase agreements are reported at cost. Participating interest-earning contracts and money market investments with a maturity at purchase of one year or less are reported at amortized cost. All other investments are reported at fair value.

CITY OF COMMERCE BOARD OF EDUCATION
NOTES TO THE BASIC FINANCIAL STATEMENTS
JUNE 30, 2023

EXHIBIT "I"

For accounting purposes, certificates of deposit are classified as investments if they have an original maturity greater than three months when acquired.

Receivables

Receivables consist of amounts due from property and sales taxes, grant reimbursements due on Federal, State or other grants for expenditures made but not reimbursed and other receivables disclosed from information available. Receivables are recorded when either the asset or revenue recognition criteria has been met. Receivables recorded on the basic financial statements do not include any amounts which would necessitate the need for an allowance for uncollectible receivables.

Due to other funds and due from other funds consist of activities between funds that are representative of lending/borrowing arrangements outstanding at the end of the fiscal year.

Inventories

Food Inventories

On the basic financial statements, inventories of donated food commodities used in the preparation of meals are reported at their Federally assigned value and purchased foods inventories are reported at cost (calculated on the first-in, first-out basis). The School District uses the consumption method to account for inventories whereby donated food commodities are recorded as an asset and as revenue when received, and expenses/expenditures are recorded as the inventory items are used. Purchased foods are recorded as an asset when purchased and expenses/expenditures are recorded as the inventory items are used.

Capital Assets

On the government-wide financial statements, capital assets are recorded at cost where historical records are available and at estimated historical cost based on appraisals or deflated current replacement cost where no historical records exist. Donated capital assets are recorded at the acquisition value on the date donated. The cost of normal maintenance and repairs that do not add to the value of assets or materially extend the useful lives of the assets is not capitalized. The School District does not capitalize book collections or works of art.

Capital acquisition and construction are recorded as expenditures in the governmental fund financial statements at the time of purchase (including ancillary charges), and the related assets are reported as capital assets in the governmental activities column in the government-wide financial statements.

Depreciation is computed using the straight-line for all assets, except land, and is used to allocate the actual or estimated historical cost of capital assets over estimated useful lives.

**CITY OF COMMERCE BOARD OF EDUCATION
NOTES TO THE BASIC FINANCIAL STATEMENTS
JUNE 30, 2023**

EXHIBIT "I"

Capitalization thresholds and estimated useful lives of capital assets reported in the government-wide statements are as follows:

	Capitalization Policy	Estimated Useful Life
Land	All	N/A
Land Improvements	\$ 10,000.00	20 to 80 years
Buildings and Improvements	\$ 10,000.00	25 to 80 years
Equipment	\$ 10,000.00	10 to 50 years
Intangible Assets	\$ 100,000.00	Individually Determined

Intangible Right-To-Use Assets

Leases, as a lessee, are included as intangible right-to-use assets and lease obligations on the Statement of Net Position. An intangible right-to-use asset represents the School District's right to use an underlying asset for the lease term. Lease obligations represent the School District's liability to make lease payments arising from the lease agreement. Intangible right-to-use assets and lease obligations are recognized based on the present value of lease payments over the lease term, where the initial term exceeds 12 months. Residual value guarantees and the value of an option to extend or terminate a lease are reflected to the extent it is reasonably certain to be paid or exercised. Variable payments based on future performance or usage are not included in the measurement of the lease liability. Intangible right-to-use assets are amortized using a straight-line basis over the shorter of the lease term or useful life of the underlying asset.

Capitalization thresholds of intangible right-to-use assets reported in the government-wide statements are as follows:

	Capitalization Policy
Land	Any Amount
Land Improvements	\$ 100,000.00
Buildings and Improvements	\$ 100,000.00
Equipment	\$ 100,000.00

During the fiscal year, management increased the intangible right-to-use assets threshold to \$100,000.00 for land improvements, buildings and improvements and equipment. The changes in threshold do not have a material or significant impact on the financial statements.

Leases as Lessee

The School District is a lessee for noncancellable leases of school buses owned by 3rd parties.

At the commencement of a lease, the School District initially measures the lease liability at the present value of payments expected to be made during the lease term. Subsequently, the lease liability is reduced by the principal portion of lease payments made. The right-to-use lease asset is initially measured as the initial amount of the lease liability, adjusted for lease payments made at or before the lease commencement date, plus certain initial direct costs. Subsequently, the lease asset is amortized on the straight-line basis over the shorter of the useful life of the asset or the lease term.

Key estimates and judgments related to leases include how the School District determines (1) lease term, and (2) lease payments:

The lease term includes the noncancellable period of the lease. Lease payments included in the measurement of the lease liability are composed of fixed payments the School District will make over the lease term.

The School District monitors changes in circumstances that would require a remeasurement of its lease and will remeasure the lease asset and lease liability if certain changes occur that are expected to significantly affect the amount of the lease liability.

Lease assets are reported with other capital assets and lease liabilities are reported with current and long-term debt on the statement of net position.

Deferred Outflows/Inflows of Resources

In addition to assets, the statement of financial position will report a separate section for deferred outflows of resources. This separate financial statement element represents a consumption of resources that applies to a future period(s) and therefore will not be recognized as an outflow of resources (expense/expenditure) until then.

In addition to liabilities, the statement of financial position will report a separate section for deferred inflows of resources. This separate financial statement element represents an acquisition of resources that applies to a future period(s) and therefore will not be recognized as an inflow of resources (revenue) until that time.

Long-Term Liabilities and Bond Discounts/Premiums

In the School District's government-wide financial statements, outstanding debt is reported as liabilities. Bond premiums and discounts and the difference between the reacquisition price and the net carrying value of refunded debt are deferred and amortized over the life of the bonds using the straight-line method. To conform to generally accepted accounting principles, bond premiums and discounts should be amortized using the effective interest method. The effect of this deviation is deemed to be immaterial to the fair presentation of the basic financial statements. Bond issuance costs are recognized as an outflow of resources in the fiscal year in which the bonds are issued.

In the governmental fund financial statements, the School District recognizes the proceeds of debt and premiums as other financing sources of the current period. Bond issuance costs are reported as debt service expenditures.

Pensions

For purposes of measuring the net pension liability, deferred outflows of resources and deferred inflows of resources related to pensions, and pension expense, information about the pension plan's fiduciary net position and additions to/deductions from the plan's fiduciary net position have been determined on the same basis as they are reported by the plan. For this purpose, benefit payments (including refunds of employee contributions) are recognized when due and payable in accordance with the benefit terms. Investments are reported at fair value.

Post-Employment Benefits Other Than Pensions (OPEB)

For purposes of measuring the net OPEB liability, deferred outflows of resources and deferred inflows of resources related to OPEB, and OPEB expense, information about the fiduciary net position of the Georgia School Employees Post-Employment Benefit Fund (School OPEB Fund) and additions to/deductions from School OPEB Fund fiduciary net position have been determined on the same basis as they are reported by School OPEB Fund. For this purpose, benefit payments are recognized when due and payable in accordance with the benefit terms. Investments are reported at fair value.

Fund Balances

Fund balance for governmental funds is reported in classifications that comprise a hierarchy based primarily on the extent to which the government is bound to honor constraints on the specific purposes for which amounts in those funds can be spent.

The School District's fund balances are classified as follows:

Nonspendable consists of resources that cannot be spent either because they are in a nonspendable form or because they are legally or contractually required to be maintained intact.

Restricted consists of resources that can be used only for specific purposes pursuant constraints either (1) externally imposed by creditors, grantors, contributors, or laws and regulations of other governments or (2) imposed by law through constitutional provisions or enabling legislation.

Committed consists of resources that can be used only for specific purposes pursuant to constraints imposed by formal action of the Board. The Board is the School District's highest level of decision-making authority, and the formal action that is required to be taken to establish, modify, or rescind a fund balance commitment is a resolution approved by the Board. Committed fund balance also should incorporate contractual obligations to the extent that existing resources in the fund have been specifically committed for use in satisfying those contractual requirements.

Assigned consists of resources constrained by the School District's intent to be used for specific purposes but are neither restricted nor committed. The intent should be expressed by (1) the Board or (2) the budget or finance committee, or the Superintendent, or designee, to assign amounts to be used for specific purposes.

Unassigned consists of resources within the general fund not meeting the definition of any aforementioned category. The general fund should be the only fund that reports a positive unassigned fund balance amount. In other governmental funds, it may be necessary to report a negative unassigned fund balance.

CITY OF COMMERCE BOARD OF EDUCATION
NOTES TO THE BASIC FINANCIAL STATEMENTS
JUNE 30, 2023

EXHIBIT "I"

Use of Estimates

The preparation of the financial statements in conformity with accounting principles generally accepted in the United States requires management to make estimates and assumptions that affect the amounts reported in the financial statements and accompanying notes. Actual results may differ from those estimates.

Property Taxes

The Jackson County Board of Commissioners adopted the property tax levy for the 2022 tax digest year (calendar year) on October 4, 2022 (levy date) based on property values as of January 1, 2022. Taxes were due on December 20, 2022 (lien date). Taxes collected within the current fiscal year or within 60 days after year-end on the 2022 tax digest are reported as revenue in the governmental funds for fiscal year 2023. The Jackson County Tax Commissioner bills and collects the property taxes for the School District, withholds 2% of taxes collected as a fee for tax collection and remits the balance of taxes collected to the School District. Property tax revenues, at the fund reporting level, during the fiscal year ended June 30, 2023, for maintenance and operations amounted to \$16,830,876.60 and for school bonds amounted to \$623,862.49.

The tax millage rates levied for the 2022 tax digest year (calendar year) for the School District were as follows (a mill equals \$1 per thousand dollars of assessed value):

School Operations	16.928	mills
School Bonds	2.000	mills
	18.928	mills

Additionally, Title Ad Valorem Tax revenues, at the fund reporting level, amounted to \$522,421.84 during fiscal year ended June 30, 2023.

Sales Taxes

Education Special Purpose Local Option Sales Tax (ESPLOST), at the fund reporting level, during the year amounted to \$2,668,369.37 and is to be used for capital outlay for educational purposes or debt service. This sales tax was authorized by local referendum and the sales tax must be re-authorized at least every five years.

NOTE 3: BUDGETARY DATA

The budget is a complete financial plan for the School District's fiscal year and is based upon careful estimates of expenditures together with probable funding sources. The budget is legally adopted each year for the general, debt service and capital projects funds. There is no statutory prohibition regarding over expenditure of the budget at any level. The budget for all governmental funds, except the various school activity (principal) accounts, is prepared and adopted by fund, function and object. The legal level of budgetary control was established by the Board at the aggregate fund level. The budget for the general fund was prepared in accordance with accounting principles generally accepted in the United States of America.

CITY OF COMMERCE BOARD OF EDUCATION
NOTES TO THE BASIC FINANCIAL STATEMENTS
JUNE 30, 2023

EXHIBIT "I"

The budgetary process begins with the School District's administration presenting an initial budget for the Board's review. The administration makes revisions as necessary based on the Board's guidelines, and a tentative budget is approved. After approval of this tentative budget by the Board, such budget is advertised at least once in a newspaper of general circulation in the locality, as well as the School District's website. At the next regularly scheduled meeting of the Board after advertisement, the Board receives comments on the tentative budget, makes revisions as necessary and adopts a final budget. The approved budget is then submitted, in accordance with provisions of O.C.G.A. §20-2-167(c), to the Georgia Department of Education. The Board may increase or decrease the budget at any time during the year. All unexpended budget authority lapses at fiscal year-end.

Under no circumstances is the Superintendent or other staff person authorized to spend funds that exceed the total budget as approved by the Board of Education.

See the General Fund Schedule of Revenues, Expenditures and Changes in Fund Balances – Budget to Actual in the Supplementary Information Section for a detail of any over/under expenditures during the fiscal year under review.

NOTE 4: DEPOSITS AND CASH EQUIVALENTS

Collateralization of Deposits

O.C.G.A. §45-8-12 provides that there shall not be on deposit at any time in any depository for a time longer than ten days a sum of money which has not been secured by surety bond, by guarantee of insurance, or by collateral. The aggregate of the face value of such surety bond and the market value of securities pledged shall be equal to not less than 110% of the public funds being secured after the deduction of the amount of deposit insurance. If a depository elects the pooled method (O.C.G.A. §45-8-13.1) the aggregate of the market value of the securities pledged to secure a pool of public funds shall be not less than 110% of the daily pool balance.

Acceptable security for deposits consists of any one of or any combination of the following:

- (1) Surety bond signed by a surety company duly qualified and authorized to transact business within the State of Georgia,
- (2) Insurance on accounts provided by the Federal Deposit Insurance Corporation,
- (3) Bonds, bills, notes, certificates of indebtedness or other direct obligations of the United States or of the State of Georgia,
- (4) Bonds, bills, notes, certificates of indebtedness or other obligations of the counties or municipalities of the State of Georgia,
- (5) Bonds of any public authority created by the laws of the State of Georgia, providing that the statute that created the authority authorized the use of the bonds for this purpose,
- (6) Industrial revenue bonds and bonds of development authorities created by the laws of the State of Georgia, and

**CITY OF COMMERCE BOARD OF EDUCATION
NOTES TO THE BASIC FINANCIAL STATEMENTS
JUNE 30, 2023**

EXHIBIT "I"

- (7) Bonds, bills, notes, certificates of indebtedness, or other obligations of a subsidiary corporation of the United States government, which are fully guaranteed by the United States government both as to principal and interest or debt obligations issued by or securities guaranteed by the Federal Land Bank, the Federal Home Loan Bank, the Federal Intermediate Credit Bank, the Central Bank for Cooperatives, the Farm Credit Banks, the Federal Home Loan Mortgage Association, and the Federal National Mortgage Association.

Categorization of Deposits

Custodial credit risk is the risk that in the event of a bank failure, the School District's deposits may not be returned to it. The School District does not have a deposit policy for custodial credit risk. At June 30, 2023, the School District had deposits with a carrying amount of \$4,418,891.90, and a bank balance of \$5,217,430.78. The bank balances insured by Federal depository insurance were \$407,179.57 and the bank balances collateralized with securities held by the pledging financial institution's trust department or agent in the School District's name were \$4,810,251.21.

Reconciliation of cash and cash equivalents balances to carrying value of deposits:

Cash and cash equivalents		
Statement of Net Position	\$	26,476,112.91
Statement of Fiduciary Net Position		13,914.44
 Total cash and cash equivalents		 26,490,027.35
 Less:		
Investment pools reported as cash and cash equivalents		
Georgia Fund 1		22,071,135.45
 Total carrying value of deposits - June 30, 2023	 \$	 <u>4,418,891.90</u>

Categorization of Cash Equivalents

The School District reported cash equivalents of \$22,071,135.45 in Georgia Fund 1, a local government investment pool, which is included in the cash balances above. Georgia Fund 1 is not registered with the SEC as an investment company and does not operate in a manner consistent with the SEC's Rule 2a-7 of the Investment Company Act of 1940. The investment is valued at the pool's share price, \$1.00 per share, which approximates fair value. The pool is an AA+ rated investment pool by Fitch. The weighted average maturity of Georgia Fund 1 may not exceed 60 days. The weighted average maturity for Georgia Fund 1 on June 30, 2023 was 28 days.

Georgia Fund 1, administered by the State of Georgia, Office of the State Treasurer, is not required to be categorized since the School District did not own any specific identifiable securities in the pool. The investment policy of the State of Georgia, Office of the State Treasurer for the Georgia Fund 1, does not provide for investment in derivatives or similar investments. Additional information on the Georgia Fund 1 is disclosed in the State of Georgia Annual Comprehensive Financial Report, which is publicly available at <https://sao.georgia.gov/statewide-reporting/acfr>.

CITY OF COMMERCE BOARD OF EDUCATION
NOTES TO THE BASIC FINANCIAL STATEMENTS
JUNE 30, 2023

EXHIBIT "I"

NOTE 5: CAPITAL ASSETS AND INTANGIBLE RIGHT-TO-USE ASSETS

The following is a summary of changes in the capital assets for governmental activities during the fiscal year:

	Balances July 1, 2022	Increases	Decreases	Transfers	Balances June 30, 2023
Governmental Activities					
Capital Assets,					
Not Being Depreciated:					
Land	\$ 3,086,219.50	\$ -	\$ -	\$ -	\$ 3,086,219.50
Construction in Progress	519,910.00	1,580,017.34	-	(1,986,808.15)	113,119.19
	3,606,129.50	1,580,017.34	-	(1,986,808.15)	3,199,338.69
Total Capital Assets					
Not Being Depreciated	3,606,129.50	1,580,017.34	-	(1,986,808.15)	3,199,338.69
Capital Assets,					
Being Depreciated					
Buildings and Improvements	34,281,838.95	-	-	942,365.15	35,224,204.10
Equipment	3,148,339.85	41,378.06	165,579.15	456,790.00	3,480,928.76
Land Improvements	2,221,807.17	-	-	587,653.00	2,809,460.17
Less Accumulated					
Depreciation:					
Buildings and Improvements	9,990,168.39	686,283.20	-	-	10,676,451.59
Equipment	1,824,461.16	89,838.49	165,579.15	-	1,748,720.50
Land Improvements	1,447,536.62	104,925.95	-	-	1,552,462.57
	26,389,819.80	(839,669.58)	-	1,986,808.15	27,536,958.37
Total Capital Assets,					
Being Depreciated, Net	26,389,819.80	(839,669.58)	-	1,986,808.15	27,536,958.37
Governmental Activities					
Capital Assets - Net	\$ 29,995,949.30	\$ 740,347.76	\$ -	\$ -	\$ 30,736,297.06

Current year depreciation expense by function is as follows:

Instruction		\$ 846,050.70
Support Services		
General Administration	\$ 11,933.48	
Maintenance and Operation of Plant	5,457.61	
Student Transportation Services	682.18	18,073.27
Food Services		16,923.67
		\$ 881,047.64

**CITY OF COMMERCE BOARD OF EDUCATION
NOTES TO THE BASIC FINANCIAL STATEMENTS
JUNE 30, 2023**

EXHIBIT "I"

The following is a summary of changes in the intangible right-to-use assets for governmental activities during the fiscal year:

	<u>Balances</u> <u>July 1, 2022</u>	<u>Increases</u>	<u>Decreases</u>	<u>Balance</u> <u>June 30, 2023</u>
Governmental Activities				
Intangible Right-to-Use Assets				
Equipment	\$ 480,627.00	\$ 368.00	\$ -	\$ 480,995.00
Less Accumulated Amortization:				
Equipment	\$ <u>60,078.42</u>	\$ <u>132,319.58</u>	\$ <u>-</u>	\$ <u>192,398.00</u>
Governmental Activities				
Intangible Right-to-Use Assets - Net	\$ <u>420,548.58</u>	\$ <u>(131,951.58)</u>	\$ <u>-</u>	\$ <u>288,597.00</u>

Current year amortization expense by function is as follows:

Student Transportation Services	\$ <u>132,319.58</u>
---------------------------------	----------------------

NOTE 6: INTERFUND ASSETS, LIABILITIES, AND TRANSFERS

Interfund Assets and Liabilities

Due to and due from other funds are recorded for interfund receivables and payables which arise from interfund transactions. Interfund balances at June 30, 2023, consisted of the following:

	<u>Due From</u> <u>Other Funds</u>	<u>Due To</u> <u>Other Funds</u>
General Fund	\$ 309,700.00	\$ -
Debt Service Fund	<u>-</u>	<u>309,700.00</u>
	<u>\$ 309,700.00</u>	<u>\$ 309,700.00</u>

The interfund balances derived from expenditures originally paid by the general fund for debt payments and to be reimbursed by the debt service fund.

**CITY OF COMMERCE BOARD OF EDUCATION
NOTES TO THE BASIC FINANCIAL STATEMENTS
JUNE 30, 2023**

EXHIBIT "I"

Interfund Transfers

Interfund transfers for the year ended June 30, 2023, consisted of the following:

Transfers to	Transfers From General Fund
Capital Projects Fund	\$ 916,475.38
Debt Service Fund	311,448.06
Total	\$ 1,227,923.44

Transfers are used to move funds collected by the general fund to the capital projects fund and debt service fund to pay remaining debt service obligations and to correct cash accounts between the funds.

NOTE 7: LONG-TERM LIABILITIES

The changes in long-term liabilities during the fiscal year for governmental activities were as follows:

	Governmental Activities				
	Balance July 1, 2022	Additions	Deductions	Balance June 30, 2023	Due Within One Year
General Obligation (G.O.) Bonds	\$ 7,315,000.00	\$ -	\$ 1,090,000.00	\$ 6,225,000.00	\$ 1,130,000.00
Direct Placement Bonds	4,390,000.00	-	235,000.00	4,155,000.00	255,000.00
Unamortized Bond Premiums	1,227,820.00	-	202,824.44	1,024,995.56	198,894.79
Leases	380,081.00	367.90	91,947.96	288,500.94	94,025.99
	\$ 13,312,901.00	\$ 367.90	\$ 1,619,772.40	\$ 11,693,496.50	\$ 1,677,920.78

General Obligation Bonds

The School District's bonded debt consists of general obligation bonds that are generally callable with interest payable semiannually. Bond proceeds primarily pay for acquiring or constructing capital facilities. Bonds have also been issued to advance-refund previously issued bonds. The School District repays general obligation bonds from voter-approved property and sales taxes. General obligation bonds are direct obligations and pledge the full faith and credit of the School District.

The School District had no unused line of credit or outstanding notes from direct borrowings and direct placements related to governmental activities as of June 30, 2023. In the event the entity is unable to make the principal and interest payments using proceeds from the Education Special Purpose Local Option Sales Tax (ESPLOST), the debt will be satisfied from a direct annual ad valorem tax levied upon all taxable property within the School District. Additional security is provided by the State of Georgia Intercept Program which allows for state appropriations entitled to the School District to be transferred to the Debt Service Account Custodian for the payment of debt.

**CITY OF COMMERCE BOARD OF EDUCATION
NOTES TO THE BASIC FINANCIAL STATEMENTS
JUNE 30, 2023**

EXHIBIT "I"

General obligation bonds currently outstanding are as follows:

Description	Interest Rates	Issue Date	Maturity Date	Amount Issued	Amount Outstanding
General Government - Refunding - Series 2016	2.00 - 4.00%	5/25/2016	8/1/2027	\$ 8,460,000.00	\$ 6,225,000.00

The following schedule details debt service requirements to maturity for the School District's total general obligation bonds payable:

Fiscal Year Ended June 30:	General Obligation Debt		Unamortized
	Principal	Interest	Bond
2024	\$ 1,130,000.00	\$ 226,400.00	\$ 119,549.41
2025	1,180,000.00	180,200.00	119,549.41
2026	1,245,000.00	131,700.00	119,549.41
2027	1,305,000.00	80,700.00	119,549.41
2028	1,365,000.00	27,300.00	59,774.71
Total Principal and Interest	\$ 6,225,000.00	\$ 646,300.00	\$ 537,972.35

Direct Placement Bonds

In April 2021, the School District issued \$4,640,000.00 of Series 2021 direct placement bonds which mature February 1, 2033 and bear interest at rates from 2% to 4%. The proceeds of the bond were used to pay off the School District's energy efficiency lease (financed purchases).

The School District's outstanding direct placement bonds of \$4,155,000.00 contain a provision that in an event of default, outstanding amounts may become immediately due if the School District is unable to make a payment.

Direct placement bonds currently outstanding are as follows:

Description	Interest Rates	Issue Date	Maturity Date	Amount Issued	Amount Outstanding
General Government- Series 2021	2.00 - 4.00%	4/27/2021	2/1/2033	\$ 4,640,000.00	\$ 4,155,000.00

**CITY OF COMMERCE BOARD OF EDUCATION
NOTES TO THE BASIC FINANCIAL STATEMENTS
JUNE 30, 2023**

EXHIBIT "I"

The following schedule details debt service requirements to maturity for the School District's total direct placement bonds payable:

<u>Fiscal Year Ended June 30:</u>	<u>Direct Placement Bond Debt</u>		<u>Unamortized</u>
	<u>Principal</u>	<u>Interest</u>	<u>Bond</u>
2024	\$ 255,000.00	\$ 142,350.00	\$ 79,345.38
2025	275,000.00	134,700.00	75,081.00
2026	300,000.00	123,700.00	68,950.00
2027	330,000.00	111,700.00	62,261.00
2028	355,000.00	98,500.00	54,904.00
2029 - 2033	<u>2,640,000.00</u>	<u>262,800.00</u>	<u>146,481.83</u>
Total Principal and Interest	<u>\$ 4,155,000.00</u>	<u>\$ 873,750.00</u>	<u>\$ 487,023.21</u>

Leases

The School District has acquired school buses under the provisions of various contracts that convey control of the right to use another entity's asset for a period of time in an exchange or exchange-like transaction. The contracts are classified as leases for accounting purposes.

The following is a summary of the carrying values of intangible right-to-use assets under lease at June 30, 2023:

	<u>Governmental Activities</u>
Equipment	\$ 480,995.00
Less: Accumulated Amortization	<u>192,398.00</u>
	<u>\$ 288,597.00</u>

Leases currently outstanding are as follows:

<u>Purpose</u>	<u>Interest Rate</u>	<u>Issue Date</u>	<u>Maturity Date</u>	<u>Amount Issued</u>	<u>Amount Outstanding</u>
BiCapital Bus Lease	2.26%	8/16/2021	8/16/2025	<u>\$ 480,995.00</u>	<u>\$ 288,500.94</u>

The following is a schedule of total lease payments:

<u>Fiscal Year Ended June 30:</u>	<u>Principal</u>	<u>Interest</u>
2024	\$ 94,025.99	\$ 6,520.11
2025	96,150.97	4,395.13
2026	<u>98,323.98</u>	<u>2,222.12</u>
Total Principal and Interest	<u>\$ 288,500.94</u>	<u>\$ 13,137.36</u>

CITY OF COMMERCE BOARD OF EDUCATION
 NOTES TO THE BASIC FINANCIAL STATEMENTS
 JUNE 30, 2023

EXHIBIT "I"

NOTE 8: RISK MANAGEMENT

Insurance

Commercial Insurance

The School District is exposed to various risks of loss related to torts; theft of, damage to and destruction of assets; errors or omissions; job related illness or injuries to employees; and natural disasters. Except as described below, the School District carries commercial insurance for these risks. Settled claims resulting from these insured risks have not exceed commercial insurance coverage in any of the past three fiscal years.

The School District has elected to self-insure for losses related to natural disasters. The School District has not experienced any losses related to this risk in the past three years.

Workers' Compensation

Georgia School Boards Association Workers' Compensation Fund

The School District participates in the Georgia School Boards Association Workers' Compensation Fund (the Fund), a public entity risk pool organized on July 1, 1992, to develop, implement, and administer a program to reduce the risk of loss from employee accidents. The School District pays an annual contribution to the Fund for coverage. The Fund provides statutory limits of coverage for Workers' Compensation coverage and a \$2,000,000 limit per occurrence for Employers' Liability coverage. Excess insurance coverage is provided through an agreement between the Fund and the Safety National Casualty Corporation to limit the Fund's exposure to large losses.

Unemployment Compensation

The School District is self-insured with regard to unemployment compensation claims. The School District accounts for claims within the general fund with expenses/expenditures and liability being reported when it is probable that a loss has occurred, and the amount of that loss can be reasonably estimated.

Changes in the unemployment compensation claims liability during the last two fiscal years are as follows:

		Beginning of Year Liability	Claims and Changes in Estimates	Claims Paid	End of Year Liability
2022	\$	-	\$ 4,745.00	\$ 4,745.00	\$ -
2023	\$	-	-	-	-

Surety Bond

The School District purchased a surety bond to provide additional insurance coverage as follows:

<u>Position Covered</u>	<u>Amount</u>
Superintendent	\$ <u>100,000.00</u>

CITY OF COMMERCE BOARD OF EDUCATION
 NOTES TO THE BASIC FINANCIAL STATEMENTS
 JUNE 30, 2023

EXHIBIT "I"

NOTE 9: FUND BALANCE CLASSIFICATION DETAILS

The School District’s financial statements include the following amounts presented in the aggregate at June 30, 2023:

Nonspendable					
Inventories			\$		45,423.41
Restricted					
Continuation of Federal Programs	\$	571,689.08			
Capital Projects		4,163,270.14			
Debt Service		1,254,500.00			5,989,459.22
Assigned					
School Activity Accounts					267,215.73
Unassigned					20,206,216.26
Fund Balance, June 30, 2023			\$		26,508,314.62

When multiple categories of fund balance are available for an expenditure, the School District will start with the most restricted category and spend those funds first before moving down to the next category with available funds.

NOTE 10: SIGNIFICANT CONTINGENT LIABILITIES

Federal Grants

Amounts received or receivable principally from the Federal government are subject to audit and review by grantor agencies. This could result in requests for reimbursement to the grantor agency for any costs which are disallowed under grant terms. Any disallowances resulting from the grantor audit may become a liability of the School District. However, the School District believes that such disallowances, if any, will be immaterial to its overall financial position.

Litigation

The School District is a defendant in various legal proceedings pertaining to matters incidental to the performance of routine School District operations. The ultimate disposition of these proceedings is not presently determinable but is not believed to have a material adverse effect on the financial condition of the School District.

NOTE 11: OTHER POST-EMPLOYMENT BENEFITS (OPEB)

Georgia School Personnel Post-Employment Health Benefit Fund

Plan Description: Certified teachers and non-certified public school employees of the School District as defined in §20-2-875 of the Official Code of Georgia Annotated (O.C.G.A.) are provided OPEB through the School OPEB Fund - a cost-sharing multiple-employer defined benefit post-employment healthcare plan, reported as an employee trust fund and administered by a Board of Community Health (Board). Title 20 of the O.C.G.A. assigns the authority to establish and amend the benefit terms of the group health plan to the Board.

CITY OF COMMERCE BOARD OF EDUCATION
NOTES TO THE BASIC FINANCIAL STATEMENTS
JUNE 30, 2023

EXHIBIT "I"

Benefits Provided: The School OPEB Fund provides healthcare benefits for retirees and their dependents due under the group health plan for public school teachers, including librarians, other certified employees of public schools, regional educational service agencies and non-certified public school employees. Retiree medical eligibility is attained when an employee retires and is immediately eligible to draw a retirement annuity from Employees' Retirement System (ERS), Georgia Judicial Retirement System (JRS), Legislative Retirement System (LRS), Teachers Retirement System (TRS) or Public School Employees Retirement System (PSERS). If elected, dependent coverage starts on the same day as retiree coverage. Medicare-eligible retirees are offered Standard and Premium Medicare Advantage plan options. Non-Medicare eligible retiree plan options include Health Reimbursement Arrangement (HRA), Health Maintenance Organization (HMO) and a High Deductible Health Plan (HDHP). The School OPEB Fund also pays for administrative expenses of the fund. By law, no other use of the assets of the School OPEB Fund is permitted.

Contributions: As established by the Board, the School OPEB Fund is substantially funded on a pay-as-you-go basis; that is, annual cost of providing benefits will be financed in the same year as claims occur. Contributions to the School OPEB Fund from the School District were \$410,828.00 for the year ended June 30, 2023. Active employees are not required to contribute to the School OPEB Fund.

OPEB Liabilities, OPEB Expense, and Deferred Outflows of Resources and Deferred Inflows of Resources Related to OPEB

At June 30, 2023, the School District reported a liability of \$10,178,887.00 for its proportionate share of the net OPEB liability. The net OPEB liability was measured as of June 30, 2022. The total OPEB liability used to calculate the net OPEB liability was based on an actuarial valuation as of June 30, 2021. An expected total OPEB liability as of June 30, 2022 was determined using standard roll-forward techniques. The School District's proportion of the net OPEB liability was actuarially determined based on employer contributions during the fiscal year ended June 30, 2022. At June 30, 2022, the School District's proportion was 0.102784%, which was an increase of 0.008142% from its proportion measured as of June 30, 2021.

**CITY OF COMMERCE BOARD OF EDUCATION
NOTES TO THE BASIC FINANCIAL STATEMENTS
JUNE 30, 2023**

EXHIBIT "I"

For the year ended June 30, 2023, the School District recognized OPEB expense of \$117,278.00. At June 30, 2023, the School District reported deferred outflows of resources and deferred inflows of resources related to OPEB from the following sources:

	OPEB	
	Deferred Outflows of Resources	Deferred Inflows of Resources
Differences between expected and actual experience	\$ 406,296.00	\$ 4,000,611.00
Changes of assumptions	1,550,265.00	2,058,694.00
Net difference between projected and actual earnings on OPEB plan investments	62,088.00	-
Changes in proportion and differences between School District contributions and proportionate share of contributions	1,608,137.00	-
School District contributions subsequent to the measurement date	410,828.00	-
Total	\$ 4,037,614.00	\$ 6,059,305.00

School District contributions subsequent to the measurement date are reported as deferred outflows of resources and will be recognized as a reduction of the net OPEB liability in the year ended June 30, 2024. Other amounts reported as deferred outflows of resources and deferred inflows of resources related to OPEB will be recognized in OPEB expense as follows:

Year Ended June 30:	OPEB
2024	\$ (622,436.00)
2025	\$ (557,023.00)
2026	\$ (426,403.00)
2027	\$ (606,694.00)
2028	\$ (213,214.00)
Thereafter	\$ (6,749.00)

CITY OF COMMERCE BOARD OF EDUCATION
 NOTES TO THE BASIC FINANCIAL STATEMENTS
 JUNE 30, 2023

EXHIBIT "I"

Actuarial Assumptions: The total OPEB liability as of June 30, 2022 was determined by an actuarial valuation as of June 30, 2021 using the following actuarial assumptions and other inputs, applied to all periods included in the measurement and rolled forward to the measurement date of June 30, 2022:

OPEB:

Inflation	2.50%
Salary increases	3.00% – 8.75%, including inflation
Long-term expected rate of return	7.00%, compounded annually, net of investment expense, and including inflation
Healthcare cost trend rate	
Pre-Medicare Eligible	6.50%
Medicare Eligible	5.00%
Ultimate trend rate	
Pre-Medicare Eligible	4.50%
Medicare Eligible	4.50%
Year of Ultimate trend rate	
Pre-Medicare Eligible	2029
Medicare Eligible	2023

The Plan currently uses mortality tables that vary by age, gender, and health status (i.e. disabled or not disabled) as follows:

- For TRS members: Post-retirement mortality rates for service retirements and beneficiaries were based on the Pub-2010 Teachers Headcount Weighted Below Median Healthy Retiree mortality table (ages set forward one year and adjusted 106%) with the MP-2019 Projection scale applied generationally. The rates of improvement were reduced by 20% for all years prior to the ultimate rate. Post-retirement mortality rates for disability retirements were based on the Pub-2010 Teachers Mortality Table for Disabled Retirees (ages set forward one year and adjusted 106%) with the MP-2019 Projection scale applied generationally. The rates of improvement were reduced by 20% for all years prior to the ultimate rate. The Pub-2010 Teachers Headcount Weighted Below Median Employee mortality table with ages set forward one year and adjusted 106% was used for death prior to retirement. Future improvement in mortality rates was assumed using the MP-2019 projection scale generationally. These rates of improvement were reduced by 20% for all years prior to the ultimate rate.
- For PSERS members: Pre-retirement mortality rates were based on the Pub-2010 General Employee Mortality Table, with no adjustment, with the MP-2019 Projections scale applied generationally. Post-retirement mortality rates for service retirements were based on the Pub-2010 General Healthy Annuitant Mortality Table (ages set forward one year and adjusted 101% for males and 103% for females) with the MP-2019 Projection scale applied generationally. Post-retirement mortality rates for disability retirements were based on the Pub-2010 General

CITY OF COMMERCE BOARD OF EDUCATION
 NOTES TO THE BASIC FINANCIAL STATEMENTS
 JUNE 30, 2023

EXHIBIT "I"

Disabled Mortality Table (ages set back three years for males and adjusted 103% for males and 106% for females) with the MP-2019 Projections scaled applied generationally. Post-retirement mortality rates for beneficiaries were based on the Pub-2010 General Contingent Survivor Mortality Table (ages set forward two years and adjust 104% for males and 99% for females) with the MP-2019 Project scale applied generationally.

The actuarial assumptions used in the June 30, 2021 valuation were based on the results of an actuarial experience study for the pension systems, which covered the five-year period ending June 30, 2018, with the exception of the assumed annual rate of inflation which changed from 2.75% to 2.50%, effective with the June 30, 2018 valuation.

The remaining actuarial assumptions (e.g., initial per capita costs, health care cost trends, rate of plan participation, rates of plan election, etc.) used in the June 30, 2021 valuation were based on a review of recent plan experience done concurrently with the June 30, 2021 valuation.

Projection of benefits for financial reporting purposes are based on the substantive plan (the plan as understood by the employer and plan members) and include the types of benefits provided at the time of each valuation and the historical pattern of sharing of benefit costs between the employer and plan members to that point. The actuarial methods and assumptions used include techniques that are designed to reduce the effects of short-term volatility in actuarial accrued liabilities and the actuarial value of assets, consistent with the long-term perspective of the calculation.

The long-term expected rate of return on OPEB plan investments was determined using a log-normal distribution analysis in which best-estimate ranges of expected future real rates of return (expected nominal returns, net of investment expense and the assumed rate of inflation) are developed for each major asset class. These ranges are combined to produce the long-term expected rate of return by weighting the expected future real rates of return by the target asset allocation percentage and by adding expected inflation. The target allocation and best estimates of arithmetic real rates of return for each major asset class are summarized in the following table:

Asset Class	Target Allocation	Long-Term Expected Real Rate of Return*
Fixed income	30.00%	2.00%
Equities	70.00%	9.20%
Total	100.00%	

* Net of inflation

Discount Rate: In order to measure the total OPEB liability for the School OPEB Fund, a single equivalent interest rate of 3.57% was used as the discount rate, as compared with last year's rate of 2.20%. The plan's fiduciary net position was projected to not be able to make all future benefit payments of current plan members. Therefore, the municipal bond rate as used for the long-term rate of return was applied to all periods of projected benefit payments to determine total OPEB liability. This is comprised mainly of the yield or index rate for 20-year tax-exempt general obligation bonds with an average rating of AA or higher (3.54% per the Municipal Bond Index Rate). The projection of cash flows used to determine the discount rate assumed that contributions from members and from the employers will be made at the current level as averaged over the last five years, adjusted for annual projected changes in headcount. Projected future benefit payments for all current plan members were projected through 2128.

CITY OF COMMERCE BOARD OF EDUCATION
 NOTES TO THE BASIC FINANCIAL STATEMENTS
 JUNE 30, 2023

EXHIBIT "I"

Sensitivity of the School District's Proportionate Share of the Net OPEB Liability to Changes in the Discount Rate: The following presents the School District's proportionate share of the net OPEB liability calculated using the discount rate of 3.57%, as well as what the School District's proportionate share of the net OPEB liability would be if it were calculated using a discount rate that is 1-percentage-point lower (2.57%) or 1-percentage-point higher (4.57%) than the current discount rate:

	1% Decrease (2.57%)	Current Discount Rate (3.57%)	1% Increase (4.57%)
School District's proportionate share of the Net OPEB liability	\$ 11,513,543.00	\$ 10,178,887.00	\$ 9,047,707.00

Sensitivity of the School District's Proportionate Share of the Net OPEB Liability to Changes in the Healthcare Cost Trend Rates: The following presents the School District's proportionate share of the net OPEB liability, as well as what the School District's proportionate share of the net OPEB liability would be if it were calculated using healthcare cost trend rates that are 1-percentage-point lower or 1-percentage-point higher than the current healthcare cost trend rates:

	1% Decrease	Current Healthcare Cost Trend Rate	1% Increase
School District's proportionate share of the Net OPEB liability	\$ 8,770,328.00	\$ 10,178,887.00	\$ 11,910,000.00

OPEB Plan Fiduciary Net Position: Detailed information about the OPEB plan's fiduciary net position is available in the Annual Comprehensive Financial Report, which is publicly available at <https://sao.georgia.gov/statewide-reporting/acfr>.

NOTE 12: RETIREMENT PLANS

The School District participates in various retirement plans administered by the State of Georgia, as further explained below.

Teachers Retirement System of Georgia (TRS)

Plan Description: All teachers of the School District as defined in O.C.G.A. §47-3-60 and certain other support personnel as defined by O.C.G.A. §47-3-63 are provided a pension through the Teachers Retirement System of Georgia (TRS). TRS, a cost-sharing multiple-employer defined benefit pension plan, is administered by the TRS Board of Trustees (TRS Board). Title 47 of the O.C.G.A. assigns the authority to establish and amend the benefit provisions to the State Legislature. The Teachers Retirement System of Georgia issues a publicly available separate financial report that can be obtained at www.trsga.com/publications.

Benefits Provided: TRS provides service retirement, disability retirement, and death benefits. Normal retirement benefits are determined as 2% of the average of the employee's two highest paid consecutive years of service, multiplied by the number of years of creditable service up to 40 years. An employee is eligible for normal service retirement after 30 years of creditable service, regardless of age, or after 10 years of service and attainment of age 60. Ten years of service is required for disability and death benefits eligibility. Disability benefits are based on the employee's creditable service and

CITY OF COMMERCE BOARD OF EDUCATION
NOTES TO THE BASIC FINANCIAL STATEMENTS
JUNE 30, 2023

EXHIBIT "I"

compensation up to the time of disability. Death benefits equal the amount that would be payable to the employee's beneficiary had the employee retired on the date of death. Death benefits are based on the employee's creditable service and compensation up to the date of death.

Contributions: Per Title 47 of the O.C.G.A., contribution requirements of active employees and participating employers, as actuarially determined, are established and may be amended by the TRS Board. Pursuant to O.C.G.A. §47-3-63, the employer contributions for certain full-time public school support personnel are funded on behalf of the employer by the State of Georgia. Contributions are expected to finance the costs of benefits earned by employees during the year, with an additional amount to finance any unfunded accrued liability. Employees were required to contribute 6.00% of their annual pay during fiscal year 2023. The School District's contractually required contribution rate for the year ended June 30, 2023 was 19.98% of annual School District payroll, of which 19.73% of payroll was required from the School District and 0.25% of payroll was required from the State. For the current fiscal year, employer contributions to the pension plan were \$2,251,132.83 and \$25,777.26 from the School District and the State, respectively.

Public School Employees Retirement System (PSERS)

Plan Description: PSERS is a cost-sharing multiple-employer defined benefit pension plan established by the Georgia General Assembly in 1969 for the purpose of providing retirement allowances for public school employees who are not eligible for membership in the Teachers Retirement System of Georgia. The ERS Board of Trustees, plus two additional trustees, administers PSERS. Title 47 of the O.C.G.A. assigns the authority to establish and amend the benefit provisions to the State Legislature. PSERS issues a publicly available financial report that can be obtained at www.ers.ga.gov/financials.

Benefits Provided: A member may retire and elect to receive normal monthly retirement benefits after completion of ten years of creditable service and attainment of age 65. A member may choose to receive reduced benefits after age 60 and upon completion of ten years of service.

Upon retirement, the member will receive a monthly benefit of \$15.75, multiplied by the number of years of creditable service. Death and disability benefits are also available through PSERS. Additionally, PSERS may make periodic cost-of-living adjustments to the monthly benefits. Upon termination of employment, member contributions with accumulated interest are refundable upon request by the member. However, if an otherwise vested member terminates and withdraws his/her member contribution, the member forfeits all rights to retirement benefits.

Contributions: The general assembly makes an annual appropriation to cover the employer contribution to PSERS on behalf of local school employees (bus drivers, cafeteria workers, and maintenance staff). The annual employer contribution required by statute is actuarially determined and paid directly to PSERS by the State Treasurer in accordance with O.C.G.A. §47-4-29(a) and 60(b). Contributions are expected to finance the costs of benefits earned by employees during the year, with an additional amount to finance any unfunded accrued liability.

Individuals who became members prior to July 1, 2012 contribute \$4 per month for nine months each fiscal year. Individuals who became members on or after July 1, 2012 contribute \$10 per month for nine months each fiscal year. The State of Georgia, although not the employer of PSERS members, is required by statute to make employer contributions actuarially determined and approved and certified by the PSERS Board of Trustees. The current fiscal year contribution was \$22,226.00.

CITY OF COMMERCE BOARD OF EDUCATION
 NOTES TO THE BASIC FINANCIAL STATEMENTS
 JUNE 30, 2023

EXHIBIT "I"

Pension Liabilities, Pension Expense, and Deferred Outflows of Resources and Deferred Inflows of Resources Related to Pensions

At June 30, 2023, the School District reported a liability of \$24,917,663.00 for its proportionate share of the net pension liability for TRS.

The TRS net pension liability reflected a reduction for support provided to the School District by the State of Georgia for certain public school support personnel. The amount recognized by the School District as its proportionate share of the net pension liability, the related State of Georgia support, and the total portion of the net pension liability that was associated with the School District were as follows:

School District's proportionate share of the net pension liability	\$	24,917,663.00
State of Georgia's proportionate share of the net pension liability associated with the School District		299,391.00
Total	\$	25,217,054.00

The net pension liability for TRS was measured as of June 30, 2022. The total pension liability used to calculate the net pension liability was based on an actuarial valuation as of June 30, 2021. An expected total pension liability as of June 30, 2022 was determined using standard roll-forward techniques. The School District's proportion of the net pension liability was based on contributions to TRS during the fiscal year ended June 30, 2022.

At June 30, 2022, the School District's TRS proportion was 0.076736%, which was an increase of 0.007538% from its proportion measured as of June 30, 2021.

At June 30, 2023, the School District did not have a PSERS liability for a proportionate share of the net pension liability because of a Special Funding Situation with the State of Georgia, which is responsible for the net pension liability of the plan. The amount of the State's proportionate share of the net pension liability associated with the School District is \$171,534.00.

The PSERS net pension liability was measured as of June 30, 2022. The total pension liability used to calculate the net pension liability was based on an actuarial valuation as of June 30, 2021. An expected total pension liability as of June 30, 2022 was determined using standard roll-forward techniques. The State's proportion of the net pension liability associated with the School District was based on actuarially determined contributions paid by the State during the fiscal year ended June 30, 2022.

For the year ended June 30, 2023, the School District recognized pension expense of \$4,103,261.88 for TRS and \$43,106.00 for PSERS and revenue of \$32,914.00 for TRS and \$43,106.00 for PSERS. The revenue is support provided by the State of Georgia. For TRS the State of Georgia support is provided only for certain support personnel.

**CITY OF COMMERCE BOARD OF EDUCATION
NOTES TO THE BASIC FINANCIAL STATEMENTS
JUNE 30, 2023**

EXHIBIT "I"

At June 30, 2023, the School District reported deferred outflows of resources and deferred inflows of resources related to pensions from the following sources:

	TRS	
	Deferred Outflows of Resources	Deferred Inflows of Resources
Differences between expected and actual experience	\$ 1,034,338.00	\$ 129,702.00
Changes of assumptions	3,750,903.00	-
Net difference between projected and actual earnings on pension plan investments	4,895,612.00	-
Changes in proportion and differences between School District contributions and proportionate share of contributions	1,161,703.00	268,105.00
School District contributions subsequent to the measurement date	2,251,132.83	-
Total	\$ 13,093,688.83	\$ 397,807.00

The School District contributions subsequent to the measurement date for TRS are reported as deferred outflows of resources and will be recognized as a reduction of the net pension liability in the year ended June 30, 2024. Other amounts reported as deferred outflows of resources and deferred inflows of resources related to pensions will be recognized in pension expense as follows:

Year Ended June 30:	TRS
2024	\$ 2,864,864.00
2025	\$ 2,174,183.00
2026	\$ 1,663,653.00
2027	\$ 3,742,049.00

CITY OF COMMERCE BOARD OF EDUCATION
 NOTES TO THE BASIC FINANCIAL STATEMENTS
 JUNE 30, 2023

EXHIBIT "I"

Actuarial Assumptions: The total pension liability as of June 30, 2022 was determined by an actuarial valuation as of June 30, 2021, using the following actuarial assumptions, applied to all periods included in the measurement:

Teachers Retirement System:

Inflation	2.50%
Salary increases	3.00% – 8.75%, average, including inflation
Investment rate of return	6.90%, net of pension plan investment expense, including inflation
Post-retirement benefit increases	1.50% semi-annually

Post-retirement mortality rates for service retirements and beneficiaries were based on the Pub-2010 Teachers Headcount Weighted Below Median Healthy Retiree mortality table (ages set forward one year and adjusted 106%) with the MP-2019 Projection scale applied generationally. The rates of improvement were reduced by 20% for all years prior to the ultimate rate. Post-retirement mortality rates for disability retirements were based on the Pub-2010 Teachers Mortality Table for Disabled Retirees (ages set forward one year and adjusted 106%) with the MP-2019 Projection scale applied generationally. The rates of improvement were reduced by 20% for all years prior to the ultimate rate. The Pub-2010 Teachers Headcount Weighted Below Median Employee mortality table with ages set forward one year and adjusted 106% as used for death prior to retirement. Future improvement in mortality rates was assumed using the MP-2019 projection scale generationally. These rates of improvement were reduced by 20% for all years prior to the ultimate rate.

The actuarial assumptions used in the June 30, 2021 valuation were based on the results of an actuarial experience study for the period July 1, 2013 – June 30, 2018, with the exception of the investment rate of return and payroll growth assumption.

Public School Employees Retirement System:

Inflation	2.50%
Salary increases	N/A
Investment rate of return	7.00%, net of pension plan investment expense, including inflation
Post-retirement benefit increases	1.50% semi-annually

CITY OF COMMERCE BOARD OF EDUCATION
 NOTES TO THE BASIC FINANCIAL STATEMENTS
 JUNE 30, 2023

EXHIBIT "I"

Mortality rates are as follows:

- The Pub-2010 General Employee Table, with no adjustments, projected generationally with the MP-2019 scale is used for both males and females while in active service.
- The Pub-2010 Family of Tables projected generationally with the MP-2019 Scale and with further adjustments are used for post-retirement mortality assumptions as follows:

<u>Participant Type</u>	<u>Membership Table</u>	<u>Set Forward (+)/ Setback (-)</u>	<u>Adjustment to Rates</u>
Service Retirees	General Healthy Below-Median Annuitant	Male: +2; Female: +2	Male: 101%; Female: 103%
Disability Retirees	General Disabled	Male: -3; Female: 0	Male: 103%; Female: 106%
Beneficiaries	General Below-Median Contingent Survivors	Male: +2; Female: +2	Male: 104%; Female: 99%

The actuarial assumptions used in the June 30, 2021 valuation were based on the results of an actuarial experience study for the period July 1, 2014 – June 30, 2019.

The long-term expected rate of return on TRS and PSERS pension plan investments was determined using a log-normal distribution analysis in which best-estimate ranges of expected future real rates of return (expected returns, net of pension plan investment expense and inflation) are developed for each major asset class. These ranges are combined to produce the long-term expected rate of return by weighting the expected future real rates of return by the target asset allocation percentage and by adding expected inflation. The target allocation and best estimates of arithmetic real rates of return for each major asset class are summarized in the following table:

<u>Asset Class</u>	<u>TRS/PSERS Target Allocation</u>	<u>Long-Term Expected Real Rate of Return*</u>
Fixed income	30.00%	0.20%
Domestic large stocks	46.30%	9.40%
Domestic small stocks	1.20%	13.40%
International developed market stocks	12.30%	9.40%
International emerging market stocks	5.20%	11.40%
Alternative	5.00%	10.50%
Total	100.00%	

* Rates shown are net of inflation

Discount Rate: The discount rate used to measure the total TRS pension liability was 6.90%. The discount rate used to measure the total PSERS pension liability was 7.00%. The projection of cash flows used to determine the discount rate assumed that plan member contributions will be made at the current contribution rate and that employer and nonemployer contributions will be made at rates equal to the difference between actuarially determined contribution rates and the member rate. Based on those assumptions, the TRS and PSERS pension plan's fiduciary net position were projected to be

CITY OF COMMERCE BOARD OF EDUCATION
 NOTES TO THE BASIC FINANCIAL STATEMENTS
 JUNE 30, 2023

EXHIBIT "I"

available to make all projected future benefit payments of current plan members. Therefore, the long-term expected rate of return on pension plan investments was applied to all periods of projected benefit payments to determine the total pension liability.

Sensitivity of the School District’s Proportionate Share of the Net Pension Liability to Changes in the Discount Rate: The following presents the School District’s proportionate share of the net pension liability calculated using the discount rate of 6.90%, as well as what the School District’s proportionate share of the net pension liability would be if it were calculated using a discount rate that is 1-percentage-point lower (5.90%) or 1-percentage-point higher (7.90%) than the current rate:

Teachers Retirement System:	1% Decrease (5.90%)	Current Discount Rate (6.90%)	1% Increase (7.90%)
School District's proportionate share of the net pension liability	\$ 37,592,501.00	\$ 24,917,663.00	\$ 14,566,981.00

Pension Plan Fiduciary Net Position: Detailed information about the pension plan’s fiduciary net position is available in the separately issued TRS and PSERS financial report which is publicly available at www.trsga.com/publications and www.ers.ga.gov/financials.

NOTE 13: TAX ABATEMENTS

The Jackson County Industrial Development Authority enters into property tax abatement agreements with local businesses for the purpose of attracting or retaining businesses within their jurisdictions. The abatements may be granted to any business located within or promising to relocate to City of Commerce.

For the fiscal year ended June 30, 2023, Jackson Industrial Development Authority abated property taxes due to the School District that were levied on October 4, 2022 and due on December 20, 2022 totaling \$6,894,499.63 resulting in a payment in lieu of taxes of \$11,737,628.34.

(This page left intentionally blank)

CITY OF COMMERCE BOARD OF EDUCATION
 REQUIRED SUPPLEMENTARY INFORMATION
 SCHEDULE OF PROPORTIONATE SHARE OF THE NET PENSION LIABILITY
 TEACHERS RETIREMENT SYSTEM OF GEORGIA

SCHEDULE "1"

For the Year Ended June 30	School District's proportion of the Net Pension Liability (NPL)	School District's proportionate share of the NPL	State of Georgia's proportionate share of the NPL associated with the School District	Total	School District's covered payroll	School District's proportionate share of the NPL as a percentage of its covered payroll	Plan fiduciary net position as a percentage of the total pension liability
2023	0.076736%	\$ 24,917,663.00	\$ 299,391.00	\$ 25,217,054.00	\$ 10,584,961.86	235.41%	72.85%
2022	0.069198%	\$ 6,120,102.00	\$ 77,299.00	\$ 6,197,401.00	\$ 9,114,974.00	67.14%	92.03%
2021	0.071521%	\$ 17,325,186.00	\$ 210,264.00	\$ 17,535,450.00	\$ 9,332,966.31	185.63%	77.01%
2020	0.070866%	\$ 15,238,106.00	\$ 193,739.00	\$ 15,431,845.00	\$ 8,758,504.84	173.98%	78.56%
2019	0.069609%	\$ 12,920,921.00	\$ 177,454.00	\$ 13,098,375.00	\$ 8,404,802.88	153.73%	80.27%
2018	0.065685%	\$ 12,207,760.00	\$ 221,723.00	\$ 12,429,483.00	\$ 7,690,399.37	158.74%	79.33%
2017	0.062411%	\$ 12,876,085.00	\$ 337,319.00	\$ 13,213,404.00	\$ 7,025,167.41	183.29%	76.06%
2016	0.063220%	\$ 9,624,617.00	\$ 262,310.00	\$ 9,886,927.00	\$ 6,830,218.78	140.91%	81.44%
2015	0.067276%	\$ 8,499,435.00	\$ 227,406.00	\$ 8,726,841.00	\$ 7,047,079.00	120.61%	84.03%

CITY OF COMMERCE BOARD OF EDUCATION
 REQUIRED SUPPLEMENTARY INFORMATION
 SCHEDULE OF CONTRIBUTIONS
 TEACHERS RETIREMENT SYSTEM OF GEORGIA

SCHEDULE "2"

For the Year Ended June 30	Contractually required contribution (1)	Contributions in relation to the contractually required contribution	Contribution deficiency (excess)	School District's covered payroll	Contribution as a percentage of covered payroll
2023	\$ 2,251,132.83	\$ 2,251,132.83	\$ -	\$ 11,408,512.63	19.73%
2022	\$ 2,072,181.88	\$ 2,072,181.88	\$ -	\$ 10,584,961.86	19.58%
2021	\$ 1,737,314.00	\$ 1,737,314.00	\$ -	\$ 9,114,974.00	19.06%
2020	\$ 1,949,341.00	\$ 1,949,341.00	\$ -	\$ 9,332,966.31	20.89%
2019	\$ 1,807,549.26	\$ 1,807,549.26	\$ -	\$ 8,758,504.84	20.64%
2018	\$ 1,393,707.89	\$ 1,393,707.89	\$ -	\$ 8,404,802.88	16.58%
2017	\$ 1,076,549.57	\$ 1,076,549.57	\$ -	\$ 7,690,399.37	14.00%
2016	\$ 977,302.25	\$ 977,302.25	\$ -	\$ 7,025,167.41	13.91%
2015	\$ 898,173.77	\$ 898,173.77	\$ -	\$ 6,830,218.78	13.15%
2014	\$ 865,381.30	\$ 865,381.30	\$ -	\$ 7,047,079.10	12.28%

(1) For years ended 2014-2015 and 2021, the contractually required contribution amount includes amounts paid by the State of Georgia on behalf of the City of Commerce Board of Education.

CITY OF COMMERCE BOARD OF EDUCATION
 REQUIRED SUPPLEMENTARY INFORMATION
 SCHEDULE OF PROPORTIONATE SHARE OF THE NET PENSION LIABILITY
 PUBLIC SCHOOL EMPLOYEES RETIREMENT SYSTEM OF GEORGIA

SCHEDULE "3"

For the Year Ended June 30	School District's proportion of the Net Pension Liability (NPL)	School District's proportionate share of the NPL	State of Georgia's proportionate share of the NPL associated with the School District	Total	School District's covered payroll	School District's proportionate share of the NPL as a percentage of its covered payroll	Plan fiduciary net position as a percentage of the total pension liability
2023	0.00%	\$ -	\$ 171,534.00	\$ 171,534.00	\$ 222,810.51	N/A	81.21%
2022	0.00%	\$ -	\$ 18,245.00	\$ 18,245.00	\$ 178,430.96	N/A	98.00%
2021	0.00%	\$ -	\$ 121,933.00	\$ 121,933.00	\$ 192,153.57	N/A	84.45%
2020	0.00%	\$ -	\$ 104,983.00	\$ 104,983.00	\$ 192,153.57	N/A	85.02%
2019	0.00%	\$ -	\$ 108,508.00	\$ 108,508.00	\$ 152,443.61	N/A	85.26%
2018	0.00%	\$ -	\$ 93,938.00	\$ 93,938.00	\$ 154,947.17	N/A	85.69%
2017	0.00%	\$ -	\$ 113,546.00	\$ 113,546.00	\$ 257,124.90	N/A	81.00%
2016	0.00%	\$ -	\$ 62,418.00	\$ 62,418.00	\$ 253,162.00	N/A	87.00%
2015	0.00%	\$ -	\$ 98,846.00	\$ 98,846.00	\$ 249,942.00	N/A	88.29%

CITY OF COMMERCE BOARD OF EDUCATION
 REQUIRED SUPPLEMENTARY INFORMATION
 SCHEDULE OF PROPORTIONATE SHARE OF THE NET OPEB LIABILITY
 SCHOOL OPEB FUND

SCHEDULE "4"

For the Year Ended June 30	School District's proportion of the Net OPEB Liability (NOL)	School District's proportionate share of the NOL	State of Georgia's proportionate share of the NOL associated with the School District	Total	School District's covered-employee payroll	School District's proportionate share of the NOL as a percentage of its covered- employee payroll	Plan fiduciary net position as a percentage of the total OPEB liability
2023	0.102784%	\$ 10,178,887.00	\$ -	\$ 10,178,887.00	\$ 9,882,618.08	103.00%	6.17%
2022	0.094642%	\$ 10,250,512.00	\$ -	\$ 10,250,512.00	\$ 8,382,661.00	122.28%	6.14%
2021	0.093544%	\$ 13,739,435.00	\$ -	\$ 13,739,435.00	\$ 8,211,644.00	167.32%	3.99%
2020	0.092655%	\$ 11,370,756.00	\$ -	\$ 11,370,756.00	\$ 7,655,052.90	148.54%	4.63%
2019	0.090399%	\$ 11,489,436.00	\$ -	\$ 11,489,436.00	\$ 7,282,054.62	157.78%	2.93%
2018	0.085784%	\$ 12,052,617.00	\$ -	\$ 12,052,617.00	\$ 6,321,757.92	190.65%	1.61%

CITY OF COMMERCE BOARD OF EDUCATION
 REQUIRED SUPPLEMENTARY INFORMATION
 SCHEDULE OF CONTRIBUTIONS
 SCHOOL OPEB FUND

SCHEDULE "5"

For the Year Ended June 30	Contractually required contribution	Contributions in relation to the contractually required contribution	Contribution deficiency (excess)	School District's covered-employee payroll	Contribution as a percentage of covered-employee payroll
2023	\$ 410,828.00	\$ 410,828.00	\$ -	\$ 10,439,878.76	3.94%
2022	\$ 371,642.00	\$ 371,642.00	\$ -	\$ 9,882,618.08	3.76%
2021	\$ 352,052.00	\$ 352,052.00	\$ -	\$ 8,382,661.00	4.20%
2020	\$ 316,344.00	\$ 316,344.00	\$ -	\$ 8,211,644.17	3.85%
2019	\$ 499,011.00	\$ 499,011.00	\$ -	\$ 7,655,052.90	6.52%
2018	\$ 468,527.00	\$ 468,527.00	\$ -	\$ 7,282,054.62	6.43%
2017	\$ 447,283.00	\$ 447,283.00	\$ -	\$ 6,321,757.92	7.08%

Teachers Retirement System

Change of benefit terms: There have been no changes in benefit terms.

Changes of assumptions: On November 18, 2015, the Board adopted recommended changes to the economic and demographic assumptions utilized by the System. Primary among the changes were the updates to rates of mortality, retirement, disability, withdrawal and salary increases. The expectation of retired life mortality was changed to RP-2000 White Collar Mortality Table with future mortality improvement projected to 2025 with the Society of Actuaries' projection scale BB (set forward one year for males).

On May 15, 2019, the Board adopted recommended changes from the smoothed valuation interest rate methodology that has been in effect since June 30, 2009, to a constant interest rate method. In conjunction with the methodology, the long-term assumed rate of return in assets (discount rate) has been changed from 7.50% to 7.25%, and the assumed annual rate of inflation has been reduced from 2.75% to 2.50%.

In 2019 and later, the expectation of retired life mortality was changed to the Pub-2010 Teacher Headcount Weighted Below Median Healthy Retiree mortality table from the RP-2000 Mortality Tables. In 2019, rates of withdrawal, retirement, disability and mortality were adjusted to more closely reflect actual experience.

On May 11, 2022, the Board adopted recommended changes to the long-term assumed rate of return and payroll growth assumption utilized by the System. The long-term assumed rate of return was changed from 7.25% to 6.90%, and the payroll growth assumption was changed from 3.00% to 2.50%.

Public School Employees Retirement System

Changes of benefit terms: There have been no changes in benefit terms.

Changes of assumptions: On December 17, 2015, the Board adopted recommended changes to the economic and demographic assumptions utilized by the System. Primary among the changes were the updates to rates of mortality, retirement and withdrawal. The expectation of retired life mortality was changed to the RP-2000 Blue Collar Mortality Table projected to 2025 with projection scale BB (set forward 3 years for males and 2 years for females).

A new funding policy was initially adopted by the Board on March 15, 2018, and most recently amended on December 17, 2020. Because of this new funding policy, the assumed investment rate of return was reduced from 7.50% to 7.40% for the June 30, 2017 actuarial valuation and further reduced from 7.40% to 7.30% for the June 30, 2018 actuarial valuation.

On December 17, 2020, the Board adopted recommended changes to the economic and demographic assumptions utilized by the System based on the experience study prepared for the five-year period ending June 30, 2019. Primary among the changes were the updates to rates or mortality, retirement, disability, and withdrawal. This also included a change to the long-term assumed investment rate of return to 7.00%. These assumption changes are reflected in the calculation of the June 30, 2021 Total Pension Liability.

School OPEB Fund

Changes of benefit terms: There have been no changes in benefit terms.

Changes in assumptions: June 30, 2020 valuation: Decremental assumptions were changed to reflect the Employees' Retirement System's experience study. Approximately 0.10% of employees are members of the Employees' Retirement System.

June 30, 2019 valuation: Decremental assumptions were changed to reflect the Teachers Retirement System's experience study.

June 30, 2018 valuation: The inflation assumption was lowered from 2.75% to 2.50%.

June 30, 2017 valuation: The participation assumption, tobacco use assumption and morbidity factors were revised.

June 30, 2015 valuation: Decremental and underlying inflation assumptions were changed to reflect the Retirement Systems' experience studies.

June 30, 2012 valuation: A data audit was performed and data collection procedures and assumptions were changed.

The discount rate was updated from 3.07% as of June 30, 2016 to 3.58% as of June 30, 2017, to 3.87% as of June 30, 2018, back to 3.58% as of June 30, 2019, and to 2.22% as of June 30, 2020.

CITY OF COMMERCE BOARD OF EDUCATION
GENERAL FUND

SCHEDULE "7"

SCHEDULE OF REVENUES, EXPENDITURES, AND CHANGES IN FUND BALANCES
BUDGET AND ACTUAL
YEAR ENDED JUNE 30, 2023

	NONAPPROPRIATED BUDGETS		ACTUAL AMOUNTS	VARIANCE OVER/UNDER
	ORIGINAL (1)	FINAL (1)		
REVENUES				
Property Taxes	\$ 5,441,643.00	\$ 5,441,643.00	\$ 17,353,298.44	\$ 11,911,655.44
Sales Taxes	-	-	41,608.99	41,608.99
State Funds	14,395,327.42	14,620,805.42	15,550,517.75	929,712.33
Federal Funds	1,357,380.00	1,931,053.00	3,707,768.95	1,776,715.95
Charges for Services	341,800.00	365,800.00	559,142.78	193,342.78
Investment Earnings	-	65,000.00	419,560.75	354,560.75
Miscellaneous	114,000.00	444,625.75	1,047,841.72	603,215.97
Total Revenues	<u>21,650,150.42</u>	<u>22,868,927.17</u>	<u>38,679,739.38</u>	<u>15,810,812.21</u>
EXPENDITURES				
Current				
Instruction	14,170,926.42	14,342,755.39	14,706,179.65	(363,424.26)
Support Services				
Pupil Services	969,695.55	1,145,798.13	1,480,813.46	(335,015.33)
Improvement of Instructional Services	1,303,606.00	1,323,792.00	841,727.38	482,064.62
Educational Media Services	413,417.00	413,417.00	420,675.78	(7,258.78)
General Administration	577,306.00	588,573.51	601,896.00	(13,322.49)
School Administration	1,302,481.00	1,302,481.00	1,459,495.16	(157,014.16)
Business Administration	199,976.00	200,711.02	169,088.25	31,622.77
Maintenance and Operation of Plant	1,775,196.00	1,984,301.23	1,893,652.68	90,648.55
Student Transportation Services	620,870.00	662,719.07	599,732.26	62,986.81
Other Support Services	15,500.00	15,500.00	12,941.14	2,558.86
Food Services Operation	1,326,288.00	1,357,155.90	1,459,188.73	(102,032.83)
Enterprise Operations	-	-	795,658.77	(795,658.77)
Capital Outlay	863,088.00	774,169.87	921,797.07	(147,627.20)
Total Expenditures	<u>23,538,349.97</u>	<u>24,111,374.12</u>	<u>25,362,846.33</u>	<u>(1,251,472.21)</u>
Excess of Revenues over (under) Expenditures	<u>(1,888,199.55)</u>	<u>(1,242,446.95)</u>	<u>13,316,893.05</u>	<u>14,559,340.00</u>
OTHER FINANCING (USES)				
Transfers Out	-	-	(1,227,923.44)	(1,227,923.44)
Net Change in Fund Balances	(1,888,199.55)	(1,242,446.95)	12,088,969.61	13,331,416.56
Fund Balances - Beginning	9,519,101.10	9,519,101.10	9,001,574.87	(517,526.23)
Adjustments	13,088.26	259,015.95	-	(259,015.95)
Fund Balances - Ending	<u>\$ 7,643,989.81</u>	<u>\$ 8,535,670.10</u>	<u>\$ 21,090,544.48</u>	<u>\$ 12,554,874.38</u>

Notes to the Schedule of Revenues, Expenditures and Changes in Fund Balances Budget and Actual

(1) Original and Final Budget amounts do not include the budgeted revenues or expenditures of the various principal accounts. The actual revenues and expenditures of the various principal accounts are \$836,052.43 and \$891,754.60, respectively.

The accompanying schedule of revenues, expenditures and changes in fund balances budget and actual is presented on the modified accrual basis of accounting which is the basis of accounting used in the presentation of the fund financial statements.

CITY OF COMMERCE BOARD OF EDUCATION
SCHEDULE OF EXPENDITURES OF FEDERAL AWARDS
YEAR ENDED JUNE 30, 2023

SCHEDULE "8"

FUNDING AGENCY PROGRAM/GRANT	ASSISTANCE LISTING NUMBER	PASS- THROUGH ENTITY ID NUMBER	EXPENDITURES IN PERIOD
Agriculture, U. S. Department of			
Child Nutrition Cluster			
Pass-Through From Georgia Department of Education			
Food Services			
School Breakfast Program	10.553	235GA324N1199	\$ 261,045.12
National School Lunch Program	10.555	235GA324N1199	1,024,933.60
COVID-19 - National School Lunch Program	10.555	235GA324N1099	58,597.48
Total Child Nutrition Cluster			<u>1,344,576.20</u>
Other Programs			
Pass-Through From Georgia Department of Education			
Food Services			
State Administrative Expenses for Child Nutrition	10.560	235GA904N2533	2,152.26
Total U. S. Department of Agriculture			<u>1,346,728.46</u>
Education, U. S. Department of			
Education Stabilization Fund			
Pass-Through From Georgia Department of Education			
COVID-19 - Elementary and Secondary School Emergency Relief Fund	84.425D	S425D200012	165,891.00
COVID-19 - Elementary and Secondary School Emergency Relief Fund	84.425D	S425D210012	171,507.12
COVID-19 - American Rescue Plan Elementary and Secondary School Emergency Relief Fund	84.425U	S425U210012	1,390,076.82
Total Education Stabilization Fund			<u>1,727,474.94</u>
Special Education Cluster			
Pass-Through From Georgia Department of Education			
Special Education			
Grants to States	84.027A	H027A210073	127,188.66
Grants to States	84.027A	H027A220073	296,536.92
COVID-19 - American Rescue Plan - Grants to States	84.027X	H027X210073	35,497.92
Preschool Grants	84.173A	H173A220081	11,020.00
Total Special Education Cluster			<u>470,243.50</u>
Other Programs			
Pass-Through From Georgia Department of Education			
Career and Technical Education - Basic Grants to States	84.048A	V048A220010	17,076.42
English Language Acquisition State Grants	84.365A	S365A210010	109.00
English Language Acquisition State Grants	84.365A	S365A220010	10,338.44
Student Support and Academic Enrichment Program	84.424A	S424A220011	20,633.00
Supporting Effective Instruction State Grants	84.367A	S367A210001	8,627.00
Supporting Effective Instruction State Grants	84.367A	S367A220001	21,038.11
Title I Grants to Local Educational Agencies	84.010A	S010A210010-21A	83,048.83
Title I Grants to Local Educational Agencies	84.010A	S010A220010	232,099.11
Total Other Programs			<u>392,969.91</u>
Total U. S. Department of Education			<u>2,590,688.35</u>
Health and Human Services, U. S. Department of			
Pass-Through From Bright From the Start			
Georgia Department of Early Care and Learning			
COVID-19 - Child Care and Development Block Grant	93.575	2310GACCC5	15,000.00
Total Expenditures of Federal Awards			<u>\$ 3,952,416.81</u>

CITY OF COMMERCE BOARD OF EDUCATION
SCHEDULE OF EXPENDITURES OF FEDERAL AWARDS
YEAR ENDED JUNE 30, 2023

SCHEDULE "8"

Notes to the Schedule of Expenditures of Federal Awards

Note 1. Basis of Presentation

The accompanying schedule of expenditures of federal awards (the "Schedule") includes the federal award activity of the City of Commerce Board of Education (the "Board") under programs of the federal government for the year ended June 30, 2023. The information in this Schedule is presented in accordance with the requirements of Title 2 U.S. Code of Federal Regulations Part 200, *Uniform Administrative Requirements, Cost Principles, and Audit Requirements for Federal Awards* (Uniform Guidance). Because the Schedule presents only a selected portion of the operations of the Board, it is not intended to and does not present the financial position or changes in net position of the Board.

Note 2. Summary of Significant Accounting Policies

Expenditures reported on the Schedule are reported on the modified accrual basis of accounting. Such expenditures are recognized following the cost principles contained in the Uniform Guidance, wherein certain types of expenditures are not allowable or are limited as to reimbursement.

Note 3. Indirect Cost Rate

The Board has elected not to use the 10-percent de minimis indirect cost rate as allowed under the Uniform Guidance.

CITY OF COMMERCE BOARD OF EDUCATION
SCHEDULE OF STATE REVENUE
YEAR ENDED JUNE 30, 2023

SCHEDULE "9"

<u>AGENCY/FUNDING</u>	GOVERNMENTAL FUND TYPE
GRANTS	GENERAL FUND
Bright From the Start:	
Georgia Department of Early Care and Learning	
Pre-Kindergarten Program	\$ 315,393.42
Education, Georgia Department of	
Quality Basic Education	
Direct Instructional Cost	
Kindergarten Program	501,802.00
Kindergarten Program - Early Intervention Program	269,687.00
Primary Grades (1-3) Program	1,411,700.00
Primary Grades - Early Intervention (1-3) Program	632,872.00
Upper Elementary Grades (4-5) Program	600,385.00
Upper Elementary Grades - Early Intervention (4-5) Program	424,561.00
Middle School (6-8) Program	1,252,682.00
High School General Education (9-12) Program	1,083,748.00
Vocational Laboratory (9-12) Program	403,186.00
Students with Disabilities	2,057,617.00
Gifted Student - Category VI	442,521.00
Remedial Education Program	212,273.00
Alternative Education Program	90,067.00
English Speakers of Other Languages (ESOL)	239,317.00
Media Center Program	238,960.00
20 Days Additional Instruction	72,027.00
Staff and Professional Development	43,642.00
Principal Staff and Professional Development	1,260.00
Indirect Cost	
Central Administration	471,775.00
School Administration	602,221.00
Facility Maintenance and Operations	472,815.00
One Time QBE Adjustment	495,030.00
Categorical Grants	
Pupil Transportation	
Regular	94,773.00
Nursing Services	45,946.00
Education Equalization Funding Grant	2,623,020.00
Other State Programs	
Agriculture Construction Related Equipment - State Bonds	87,580.65
Charter Schools Grant	192,677.00
Food Services	44,759.00
Hygiene Products	1,491.00
Math and Science Supplements	5,725.42
Preschool Disability Services	25,024.00
Teachers Retirement	25,777.26
Vocational Education	38,810.00
Vocational Supervisors	7,167.00
Office of the State Treasurer	
Public School Employees Retirement	22,226.00
	\$ 15,550,517.75

(This page left intentionally blank)

CITY OF COMMERCE BOARD OF EDUCATION
SCHEDULE OF APPROVED LOCAL OPTION SALES TAX PROJECTS
YEAR ENDED JUNE 30, 2023

SCHEDULE "10"

<u>PROJECT</u>	<u>ORIGINAL ESTIMATED COST (1)</u>	<u>CURRENT ESTIMATED COSTS (2)</u>	<u>ESTIMATED COMPLETION DATE</u>
SPLOST 2016			
Paying a portion of the debt on the outstanding Series 2007 and 2009 General Obligation Bonds previously issued by the City of Commerce Board of Education;	\$ 7,650,000.00	\$ 3,398,770.80	Completed
Adding to, renovating, repairing, improving and equipping existing school buildings or other buildings or facilities useful or desirable in connection therewith, but not limited to HVAC and elementary gymnasium;	10,092,000.00	8,990,000.00	6/30/2024
Acquiring school buses, school vehicles and transportation equipment;	400,000.00	410,000.00	6/30/2024
Acquiring textbooks and band instruments;	200,000.00	300,000.00	6/30/2024
Acquiring new technology and safety and security equipment and other school equipment;	1,500,000.00	1,400,000.00	6/30/2024
Acquiring land; and	100,000.00	2,600,000.00	6/30/2024
Acquiring any property necessary or desirable therefore, both real and personal.	150,000.00	150,000.00	6/30/2024
Subtotal 2016 Projects	<u>20,092,000.00</u>	<u>17,248,770.80</u>	
SPLOST 2021			
Acquiring land;	100,000.00	100,000.00	4/1/2026
Demolishing, acquiring or renovating, equipping and modernizing existing schools, support facilities and athletic facilities;	753,403.00	773,403.00	4/1/2026
Purchasing and refurbishing school buses and other transportation and maintenance vehicles;	400,000.00	600,000.00	4/1/2026
Making existing or new lease/purchase payments or payments with respect to the acquisition of new and existing schools and support facilities along with textbooks, library books and other media;	200,000.00	200,000.00	4/1/2026
Modernizing technology and making system-wide technology improvements;	1,500,000.00	1,300,000.00	4/1/2026
Acquiring, constructing and equipping new school buildings and other buildings or facilities useful or desirable in connection therewith; and	2,000,000.00	1,980,000.00	4/1/2026
Paying a portion of the debt service on the Series 2007 and 2016 general obligation bonds of the Commerce City School District.	7,988,000.00	7,988,000.00	4/1/2026
Subtotal 2021 Projects	<u>12,941,403.00</u>	<u>12,941,403.00</u>	
Total	\$ <u>33,033,403.00</u>	\$ <u>30,190,173.80</u>	

CITY OF COMMERCE BOARD OF EDUCATION
SCHEDULE OF APPROVED LOCAL OPTION SALES TAX PROJECTS
YEAR ENDED JUNE 30, 2023

SCHEDULE "10"

PROJECT	AMOUNT EXPENDED IN CURRENT YEAR (3)	AMOUNT EXPENDED IN PRIOR YEARS (3)	TOTAL COMPLETION COST	EXCESS PROCEEDS NOT EXPENDED
SPLOST 2016				
Paying a portion of the debt on the outstanding Series 2007 and 2009 General Obligation Bonds previously issued by the City of Commerce Board of Education;	\$ -	\$ 3,398,770.80	\$ 3,398,770.80	\$ -
Adding to, renovating, repairing, improving and equipping existing school buildings or other buildings or facilities useful or desirable in connection therewith, but not limited to HVAC and elementary gymnasium;	721,323.21	283,660.54	-	-
Acquiring school buses, school vehicles and transportation equipment;	100,546.10	304,981.10	-	-
Acquiring textbooks and band instruments;	255,372.14	29,233.00	-	-
Acquiring new technology and safety and security equipment and other school equipment;	34,844.90	284,653.90	-	-
Acquiring land; and	-	2,522,515.70	-	-
Acquiring any property necessary or desirable therefore, both real and personal.	-	-	-	-
Subtotal 2016 Projects	<u>1,112,086.35</u>	<u>6,823,815.04</u>	<u>3,398,770.80</u>	<u>-</u>
SPLOST 2021				
Acquiring land;	-	-	-	-
Demolishing, acquiring or renovating, equipping and modernizing existing schools, support facilities and athletic facilities;	384,400.00	367,515.56	-	-
Purchasing and refurbishing school buses and other transportation and maintenance vehicles;	-	480,627.00	-	-
Making existing or new lease/purchase payments or payments with respect to the acquisition of new and existing schools and support facilities along with textbooks, library books and other media;	-	-	-	-
Modernizing technology and making system-wide technology improvements;	-	-	-	-
Acquiring, constructing and equipping new school buildings and other buildings or facilities useful or desirable in connection therewith; and	-	-	-	-
Paying a portion of the debt service on the Series 2007 and 2016 general obligation bonds of the Commerce City School District.	1,359,146.25	1,327,358.53	-	-
Subtotal 2021 Projects	<u>1,743,546.25</u>	<u>2,175,501.09</u>	<u>-</u>	<u>-</u>
Total	<u>\$ 2,855,632.60</u>	<u>\$ 8,999,316.13</u>	<u>\$ 3,398,770.80</u>	<u>\$ -</u>

- (1) The School District's original cost estimate as specified in the resolution calling for the imposition of the Local Option Sales Tax.
(2) The School District's current estimate of total cost for the projects. Includes all cost from project inception to completion.
(3) The voters of City of Commerce approved the imposition of a 1% sales tax to fund the above projects and retire associated debt.
Amounts expended for these projects may include sales tax proceeds, state, local property taxes and/or other funds over the life of the projects.

Section II

Compliance and Internal Control Reports



**INDEPENDENT AUDITOR'S REPORT ON INTERNAL CONTROL OVER FINANCIAL REPORTING AND ON COMPLIANCE
AND OTHER MATTERS BASED ON AN AUDIT OF FINANCIAL STATEMENTS PERFORMED IN ACCORDANCE WITH
GOVERNMENT AUDITING STANDARDS**

The Honorable Brian P. Kemp, Governor of Georgia
Members of the General Assembly of the State of Georgia
Members of the State Board of Education
and
Mr. Billy Kirk, Superintendent and Members of the
City of Commerce Board of Education

We have audited the financial statements of the governmental activities, each major fund, and fiduciary activities of the City of Commerce Board of Education (School District) as of and for the year ended June 30, 2023, and the related notes to the financial statements, which collectively comprise the School District's basic financial statements, and have issued our report thereon dated November 22, 2024. We conducted our audit in accordance with the auditing standards generally accepted in the United States of America (GAAS) and the standards applicable to financial audits contained in *Government Auditing Standards* issued by the Comptroller General of the United States.

Report on Internal Control Over Financial Reporting

In planning and performing our audit of the financial statements, we considered the School District's internal control over financial reporting (internal control) as a basis for designing audit procedures that are appropriate in the circumstances for the purpose of expressing our opinions on the basic financial statements, but not for the purpose of expressing an opinion on the effectiveness of the School District's internal control. Accordingly, we do not express an opinion on the effectiveness of the School District's internal control.

A deficiency in internal control exists when the design or operation of a control does not allow management or employees, in the normal course of performing their assigned functions, to prevent, or detect and correct, misstatements on a timely basis. *A material weakness* is a deficiency, or a combination of deficiencies, in internal control, such that there is a reasonable possibility that a material misstatement of the School District's financial statements will not be prevented, or detected and corrected, on a timely basis. *A significant deficiency* is a deficiency, or a combination of deficiencies, in internal control that is less severe than a material weakness, yet important enough to merit attention by those charged with governance.

Our consideration of internal control was for the limited purpose described in the first paragraph of this section and was not designed to identify all deficiencies in internal control that might be material weaknesses or significant deficiencies and therefore, material weaknesses or significant deficiencies may exist that were not identified. Given these limitations, during our audit we did not identify any

deficiencies in internal control that we consider to be material weaknesses. We did identify a certain deficiency in internal control, described in the accompanying *Schedule of Findings and Questioned Costs* in finding FS 2023-001 that we consider to be a significant deficiency.

Report on Compliance and Other Matters

As part of obtaining reasonable assurance about whether the School District's financial statements are free from material misstatement, we performed tests of its compliance with certain provisions of laws, regulations, contracts, and grant agreements, noncompliance with which could have a direct and material effect on the financial statements. However, providing an opinion on compliance with those provisions was not an objective of our audit, and accordingly, we do not express such an opinion. The results of our tests disclosed no instances of noncompliance or other matters that are required to be reported under *Government Auditing Standards*.

School District's Response to Findings

Government Auditing Standards requires the auditor to perform limited procedures on the School District's response to the finding identified in our audit and described in the accompanying *Schedule of Findings and Questioned Costs*. The School District's response was not subjected to the other auditing procedures applied in the audit of the financial statements and, accordingly, we express no opinion on the response.

Purpose of this Report

The purpose of this report is solely to describe the scope of our testing of internal control and compliance and the results of that testing, and not to provide an opinion on the effectiveness of the School District's internal control or on compliance. This report is an integral part of an audit performed in accordance with *Government Auditing Standards* in considering the School District's internal control and compliance. Accordingly, this communication is not suitable for any other purpose.

Respectfully submitted,



Greg S. Griffin
State Auditor

November 22, 2024



INDEPENDENT AUDITOR'S REPORT ON COMPLIANCE FOR EACH MAJOR FEDERAL PROGRAM AND ON INTERNAL CONTROL OVER COMPLIANCE REQUIRED BY THE UNIFORM GUIDANCE

The Honorable Brian P. Kemp, Governor of Georgia
Members of the General Assembly of the State of Georgia
Members of the State Board of Education
and
Mr. Billy Kirk, Superintendent and Members of the
City of Commerce Board of Education

Report on Compliance for Each Major Federal Program

Opinion on Each Major Federal Program

We have audited the City of Commerce Board of Education's (School District) compliance with the types of compliance requirements identified as subject to audit in the *OMB Compliance Supplement* that could have a direct and material effect on each of the School District's major federal programs for the year ended June 30, 2023. The School District's major federal programs are identified in the *Summary of Auditor's Results* section of the accompanying *Schedule of Findings and Questioned Costs*.

In our opinion, the School District complied, in all material respects, with the compliance requirements referred to above that could have a direct and material effect on each of its major federal programs for the year ended June 30, 2023.

Basis for Opinion on Each Major Federal Program

We conducted our audit of compliance in accordance with auditing standards generally accepted in the United States of America (GAAS); the standards applicable to financial audits contained in *Government Auditing Standards* issued by the Comptroller General of the United States; and the audit requirements of Title 2 U.S. Code of Federal Regulations Part 200, Uniform Administrative Requirements, Cost Principles, and Audit Requirements for Federal Awards (Uniform Guidance). Our responsibilities under those standards and the Uniform Guidance are further described in the Auditor's Responsibilities for the Audit of Compliance section of our report.

We are required to be independent of the School District and to meet our other ethical responsibilities, in accordance with relevant ethical requirements relating to our audit. We believe that the audit evidence we have obtained is sufficient and appropriate to provide a basis for our opinion on compliance for each major federal program. Our audit does not provide a legal determination of the School District's compliance with the compliance requirements referred to above.

Responsibilities of Management for Compliance

Management is responsible for compliance with the requirements referred to above and for the design, implementation, and maintenance of effective internal control over compliance with the requirements of laws, statutes, regulations, rules and provisions of contracts or grant agreements applicable to the School District's federal programs.

Auditor's Responsibilities for the Audit of Compliance

Our objectives are to obtain reasonable assurance about whether material noncompliance with the compliance requirements referred to above occurred, whether due to fraud or error, and express an opinion on the School District's compliance based on our audit. Reasonable assurance is a high level of assurance but is not absolute assurance and therefore is not a guarantee that an audit conducted in accordance with GAAS, *Government Auditing Standards*, and the Uniform Guidance will always detect material noncompliance when it exists. The risk of not detecting material noncompliance resulting from fraud is higher than for that resulting from error, as fraud may involve collusion, forgery, intentional omissions, misrepresentations, or the override of internal control. Noncompliance with the compliance requirements referred to above is considered material, if there is a substantial likelihood that, individually or in the aggregate, it would influence the judgment made by a reasonable user of the report on compliance about the School District's compliance with the requirements of each major federal program as a whole.

In performing an audit in accordance with GAAS, *Government Auditing Standards*, and the Uniform Guidance, we:

- Exercise professional judgment and maintain professional skepticism throughout the audit.
- Identify and assess the risks of material noncompliance, whether due to fraud or error, and design and perform audit procedures responsive to those risks. Such procedures include examining, on a test basis, evidence regarding the School District's compliance with the compliance requirements referred to above and performing such other procedures as we considered necessary in the circumstances.
- Obtain an understanding of the School District's internal control over compliance relevant to the audit in order to design audit procedures that are appropriate in the circumstances and to test and report on internal control over compliance in accordance with the Uniform Guidance, but not for the purpose of expressing an opinion on the effectiveness of the School District's internal control over compliance. Accordingly, no such opinion is expressed.

We are required to communicate with those charged with governance regarding, among other matters, the planned scope and timing of the audit and any significant deficiencies and material weaknesses in internal control over compliance that we identified during the audit.

Report on Internal Control over Compliance

A deficiency in internal control over compliance exists when the design or operation of a control over compliance does not allow management or employees, in the normal course of performing their assigned functions, to prevent, or detect and correct, noncompliance with a type of compliance requirement of a federal program on a timely basis. A *material weakness in internal control over compliance* is a deficiency, or a combination of deficiencies, in internal control over compliance, such that there is a reasonable possibility that material noncompliance with a type of compliance

requirement of a federal program will not be prevented, or detected and corrected, on a timely basis. A *significant deficiency in internal control over compliance* is a deficiency, or a combination of deficiencies, in internal control over compliance with a type of compliance requirement of a federal program that is less severe than a material weakness in internal control over compliance, yet important enough to merit attention by those charged with governance.

Our consideration of internal control over compliance was for the limited purpose described in the Auditor's Responsibilities for the Audit of Compliance section above and was not designed to identify all deficiencies in internal control over compliance that might be material weaknesses or significant deficiencies in internal control over compliance. Given these limitations, during our audit we did not identify any deficiencies in internal control over compliance that we consider to be material weaknesses, as defined above. However, material weaknesses or significant deficiencies in internal control over compliance may exist that were not identified.

Our audit was not designed for the purpose of expressing an opinion on the effectiveness of internal control over compliance. Accordingly, no such opinion is expressed.

The purpose of this report on internal control over compliance is solely to describe the scope of our testing of internal control over compliance and the results of that testing based on the requirements of the Uniform Guidance. Accordingly, this report is not suitable for any other purpose.

Respectfully submitted,

A handwritten signature in black ink, appearing to read "Greg S. Griffin". The signature is written in a cursive style with a horizontal line at the end.

Greg S. Griffin
State Auditor

November 22, 2024

Section III

Auditee's Response to Prior Year Findings and Questioned Costs

CITY OF COMMERCE BOARD OF EDUCATION
AUDITEE'S RESPONSE
SUMMARY SCHEDULE OF PRIOR AUDIT FINDINGS
YEAR ENDED JUNE 30, 2023

PRIOR YEAR FINANCIAL STATEMENT FINDINGS

No matters were reported.

PRIOR YEAR FEDERAL AWARD FINDINGS AND QUESTIONED COSTS

No matters were reported.

Section IV

Findings and Questioned Costs

CITY OF COMMERCE BOARD OF EDUCATION
 SCHEDULE OF FINDINGS AND QUESTIONED COSTS
 YEAR ENDED JUNE 30, 2023

I SUMMARY OF AUDITOR'S RESULTS

Financial Statements

Type of auditor's report issued: Governmental Activities, Each Major Fund, and Fiduciary Activities	Unmodified
Internal control over financial reporting:	
▪ Material weakness(es) identified?	No
▪ Significant deficiency(ies) identified?	Yes
Noncompliance material to financial statements noted:	No

Federal Awards

Internal control over major programs:	
▪ Material weakness(es) identified?	No
▪ Significant deficiency(ies) identified?	None Reported

Type of auditor's report issued on compliance for major programs:	
All major programs	Unmodified

Any audit findings disclosed that are required to be reported in accordance with 2 CFR 200.516(a)?	No
---	----

Identification of major programs:

<u>Assistance Listing Number</u>	<u>Assistance Listing Program or Cluster Title</u>
84.425	Education Stabilization Fund

Dollar threshold used to distinguish between Type A and Type B programs:	\$750,000.00
--	--------------

Auditee qualified as low-risk auditee?	No
--	----

CITY OF COMMERCE BOARD OF EDUCATION
SCHEDULE OF FINDINGS AND QUESTIONED COSTS
YEAR ENDED JUNE 30, 2023

II FINANCIAL STATEMENT FINDINGS

FS 2023-001

Internal Controls over Financial Reporting

Internal Control Impact:

Significant Deficiency

Repeat of Prior Year Finding:

N/A

Description:

The School District did not have adequate internal controls in place over the financial statement reporting process.

Criteria:

Management is responsible for having adequate controls over the preparation of financial statements in accordance with generally accepted accounting principles (GAAP). The School District's internal controls over GAAP financial reporting should include adequately trained personnel with the knowledge, skills and experience to prepare GAAP based financial statements and include all disclosures as required by the Governmental Accounting Standards Board (GASB).

GASB Statement No. 34, *Basic Financial Statements – Management's Discussion and Analysis – for State and Local Governments* (Statement), requires governments to present government-wide and fund financial statements as well as a summary reconciliation of the (a) total governmental fund balances to the net position of governmental activities in the Statement of Net Position, and (b) total changes in governmental fund balances to the change in the net position of governmental activities in the Statement of Activities. In addition, the statement requires information about the government's major and nonmajor funds in the aggregate, to be provided in the fund financial statements.

Chapter II - 2 *Annual Financial Reporting* of the Financial Management for Georgia Local Units of Administration provides that School Districts must prepare their financial statements in accordance with generally accepted accounting principles.

Condition:

The following errors and omissions were noted in the School District's financial statements, note disclosures and supplementary information presented for audit:

- Due to other funds and transfers were understated by \$309,700.00, which caused restricted for debt service fund balance to be overstated by \$309,700.00. An adjustment to the financial statements was proposed by the auditor and accepted by the School District.
- Numerous other audit adjustments and reclassifications were proposed by auditors and accepted by the School District to properly present the financial statements, note disclosures, and supplementary information.

Cause:

These issues were a result of the School District's inadequate controls and review procedures over the financial statements.

Effect:

Significant misstatements and misclassifications were included in the financial statements presented for audit. The lack of controls and monitoring over the financial statement process could impact the reporting of the School District's financial position and results of operations.

CITY OF COMMERCE BOARD OF EDUCATION
SCHEDULE OF FINDINGS AND QUESTIONED COSTS
YEAR ENDED JUNE 30, 2023

Recommendation:

The School District should strengthen their internal controls and review procedures over the financial reporting process to ensure that the financial statements presented for audit are complete and accurate. These procedures should be performed by a properly trained individual possessing a thorough understanding of the applicable GAAP statements, GASB pronouncements and the School District's operations. The School District should also consider implementing the use of a review checklist to assist in the review process over the financial statements.

Views of Responsible Officials:


We concur with this finding.

III FEDERAL AWARD FINDINGS AND QUESTIONED COSTS

No matters were reported.

Section V

Management's Corrective Action



COMMERCE CITY SCHOOLS

BILLY KIRK, SUPERINTENDENT
270 LAKEVIEW DRIVE | POST OFFICE BOX 29 | COMMERCE, GA 30529
(706) 335-5500 | FAX (833) 535-1705

CORRECTIVE ACTION PLANS - FINANCIAL STATEMENT FINDINGS

FS 2023-001 Internal Controls over Financial Reporting

Internal Control Impact: Significant Deficiency

Compliance Impact: None

Repeat of Prior Year Finding : N/A

Description:



The School District did not have adequate internal controls in place over the financial statement reporting process.

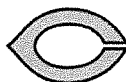
Corrective Action Plans:

The School System will strength internal controls and review procedures over the financial reporting process to ensure that the financial statements presented for audit are complete and accurate.

Estimated Completion Date: 6/30/2024

Contact Person: Whitney Metzger
Telephone: 706-335-5500
Email: whitney.metzger@commercecitieschools.org

 
Billy Kirk, Superintendent Date



"Home of the Tigers"

Website: www.commercecitieschools.org | Email: billy.kirk@commercecitieschools.org